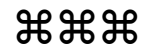


2014-2015



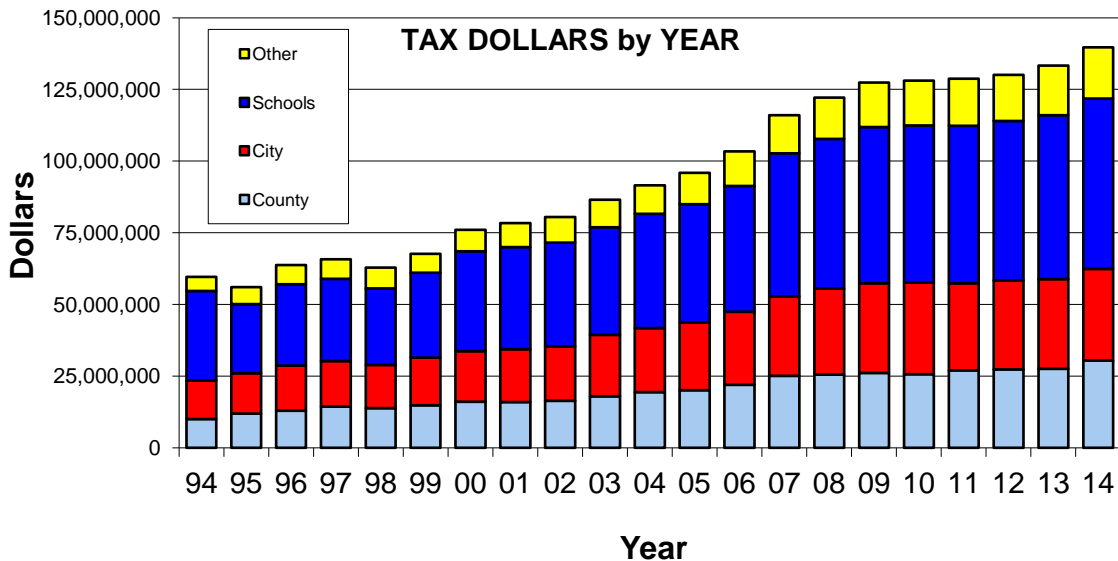
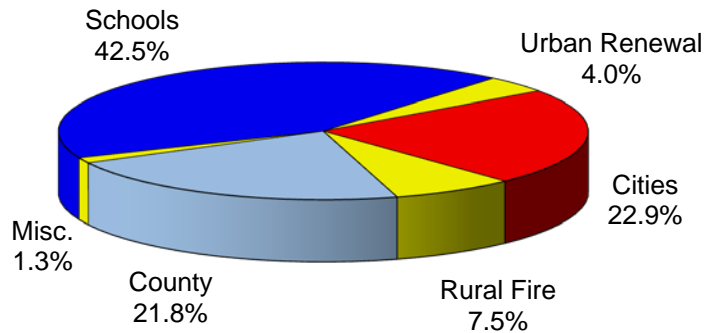
SUMMARY OF ASSESSMENT AND TAX ROLL - LINN COUNTY, OREGON

VALUATION for Tax Year beginning July 1, 2014

	Real Market Value	Assessed Value	Service Exemption	Taxable Value
Real Property	10,573,060,076	7,932,201,833	28,646,342	7,903,555,491
Manufactured Structures	113,948,630	108,687,780	1,978,329	106,709,451
Personal Property	254,053,760	254,053,760		254,053,760
Public Utilities	454,613,805	425,703,474		425,703,474
Total	11,395,676,271	8,720,646,847	30,624,671	8,690,022,176

Real Market Value (RMV) is an estimate of selling prices.
 Assessed Value (AV) is the value as calculated under Measure 50.
 Taxable Value is Assessed Value less Disabled Veteran's and Active Service Exemptions.

DISTRIBUTION of TAX DOLLARS



ASSESSMENT & TAXES by DISTRICT

	REAL MARKET VALUE	TAXABLE VALUE	LESS URBAN RENEWAL	TOTAL VALUE TO COMPUTE TAX RATES	MAXIMUM TAX RATE	TAXES IMPOSED
COUNTY	11,395,676,271	8,690,022,176	365,285,251	8,324,736,925	4.2936	30,477,287.00
CITIES						
Albany	3,189,704,612	2,895,358,204	147,927,166	2,747,431,038	7.5890	20,737,501.37
Brownsville	108,661,074	91,085,271		91,085,271	10.0049	911,272.24
Gates	4,140,299	3,467,280		3,467,280	0.2824	979.13
Halsey	56,722,626	48,618,062		48,618,062	6.7160	326,518.68
Harrisburg	223,624,227	191,382,792	18,509,525	172,873,267	3.1609	604,937.38
Idanha	4,809,875	3,690,557		3,690,557	2.5029	9,237.10
Lebanon	1,179,330,400	1,010,866,121	195,361,374	815,504,747	5.6439	5,598,059.69
Lyons	84,335,198	74,910,745		74,910,745	1.8926	141,776.22
Mill City	72,484,019	66,143,211		66,143,211	4.1578	275,010.27
Millersburg	417,867,783	376,337,732		376,337,732	1.7000	639,774.63
Scio	43,922,999	40,453,331		40,453,331	4.9057	198,451.85
Sodaville	16,959,315	14,764,382		14,764,382	0.4552	6,720.68
Sweet Home	476,021,850	401,512,239		401,512,239	8.6357	2,527,611.50
Tangent	154,820,251	0		0	0.0000	0.00
Waterloo	11,023,698	0		0	0.0000	0.00
TOTAL						31,977,850.74
RURAL FIRE PROTECTION DISTRICTS						
Albany	667,404,923	489,022,176		489,022,176	2.1500	1,051,397.15
Brownsville	373,663,529	228,454,713		228,454,713	2.2135	505,678.81
Corvallis	181,805,014	136,289,405		136,289,405	2.1140	288,115.43
Gates	33,540,899	23,360,339		23,360,339	2.3000	53,728.72
Halsey/Shedd	679,713,270	439,067,560		439,067,560	0.9894	434,412.75
Harrisburg	551,271,021	350,480,495	18,533,725	331,946,770	1.1299	375,067.00
Idanha	5,996,114	4,639,035		4,639,035	2.3392	10,849.76
Jefferson	474,989,057	322,911,385		322,911,385	1.1955	386,040.36
Lebanon	2,327,977,097	1,813,070,143	198,810,885	1,614,259,258	2.4693	3,976,548.08
Lyons	228,782,656	182,774,764		182,774,764	1.8201	332,668.32
Mill City	106,153,602	95,045,314		95,045,314	1.8048	169,929.84
Monroe	6,140	1,740		1,740	0.0000	0.00
Mohawk	122,070	87,240		87,240	1.9126	166.86
Scio	569,286,121	335,471,106		335,471,106	1.9730	661,884.33
Stayton	154,401,980	94,686,010		94,686,010	1.5670	148,372.60
Sw Hm Fire/Am	907,662,187	724,766,261		724,766,261	1.8763	1,359,894.26
Sw Hm Am	130,906,529	81,464,530		81,464,530	0.3500	28,512.36
Tangent	407,210,032	275,023,362		275,023,362	2.5739	707,882.29
TOTAL						10,491,148.92
SCHOOL DISTRICTS						
Albany	4,786,141,357	4,022,644,672	147,927,166	3,874,717,506	6.3172	24,263,832.53
Central Linn	1,029,467,573	658,260,074		658,260,074	4.6179	2,913,453.22
Corvallis	191,570,345	140,533,944		140,533,944	7.7500	947,872.46
Eugene	14,174,332	11,005,313		11,005,313	7.8302	70,669.74
Harrisburg	548,728,821	344,734,843	18,533,725	326,201,118	5.9291	1,903,916.97
Jefferson	64,856,263	31,409,300		31,409,300	4.8468	146,581.40
Lebanon	2,566,404,863	1,928,522,948	198,824,360	1,729,698,588	7.0826	11,958,219.96
Marcola	217,450	72,175		72,175	4.6687	332.73
Monroe	6,140	1,740		1,740	0.0000	0.00
N Santiam	364,831,677	259,767,868		259,767,868	5.5655	1,419,624.39
Santiam Can	225,267,066	175,069,756		175,069,756	4.8880	801,164.90
Scio	461,692,422	269,404,888		269,404,888	4.5080	1,188,735.84
Sweet Home	1,142,317,962	848,594,655		848,594,655	6.9872	5,527,573.05
TOTAL						51,141,977.19

	REAL MARKET VALUE	TAXABLE VALUE	LESS URBAN RENEWAL	TOTAL VALUE TO COMPUTE TAX RATES	MAXIMUM TAX RATE	TAXES IMPOSED
EDUCATIONAL SERVICE DISTRICTS						
Lane	14,391,782	11,077,488		11,077,488	0.2232	2,389.85
Linn Ben Linc	10,951,596,549	8,387,767,520	365,285,251	8,022,482,269	0.3049	2,380,490.77
Willamette	429,687,940	291,177,168		291,177,168	0.2967	84,284.10
TOTAL						2,467,164.72
COMMUNITY COLLEGES and LIBRARIES						
Chemeketa CC	430,172,604	337,409,932		337,409,932	0.8942	291,774.51
Lane CC	563,120,603	355,812,331	18,533,725	337,278,606	0.8616	290,859.61
Linn Benton CC	10,402,383,064	7,996,799,913	346,751,526	7,650,048,387	0.6771	5,084,540.99
Benton Lib	16,802,980	13,836,094		13,836,094	0.3947	5,461.10
Chemeketa Lib	430,172,604	337,409,932		337,409,932	0.0818	27,600.13
TOTAL						5,700,236.34
MISCELLANEOUS DISTRICTS						
4H Extension	11,395,676,271	8,690,022,176	365,285,251	8,324,736,925	0.0520	432,070.45
Dev/Con Wtr	40,039,420	18,795,124		18,795,124	0.1614	3,033.51
Jef Pk Rec	64,860,263	31,413,300		31,413,300	0.2914	9,153.77
Leb Aqua Cntr	2,566,404,863	1,928,522,948	198,824,360	1,729,698,588	0.2400	410,197.83
N Lebanon Wtr	145,458,087	91,003,251		91,003,251	0.1420	12,833.56
Sw Hm Cem	776,788,159	616,887,268		616,887,268	0.2166	133,617.96
S Santiam Wtr	31,995,604	13,599,039		13,599,039	1.0044	13,658.86
TOTAL						1,014,565.94
URBAN RENEWAL DISTRICTS						
Albany	3,189,704,612	2,895,358,204		2,895,358,204	0.7085	1,987,028.77
Harrisburg	223,648,427	191,406,992		191,406,992	1.5270	292,206.52
Lebanon II	1,184,307,647	1,013,446,437		1,013,446,437	2.5909	2,556,644.57
Lebanon III	1,191,339,898	1,021,307,102		1,021,307,102	0.3620	356,266.21
Lebanon IV	1,179,330,400	1,010,866,121		1,010,866,121	0.4055	399,408.71
TOTAL						5,591,554.78

SPECIAL ASSESSMENTS

DELINQUENT SEWER ASSESSMENTS:		Forest Patrol	206,880.96
Albany	38,234.87	Forest Patrol Surcharge	106,780.00
Brownsville	7,552.76	Little Muddy Creek Water Control	6,700.00
Lebanon	84,818.67	Fertile District Imp Co	3,299.61
Millersburg	10,820.49	Grand Prairie Water Control Dist.	15,171.22
Sweet Home	26,008.80	Grand Prairie Water Control Dist. :	171,547.62
Tangent	1,578.27	Mobile Home Ombudsman Fee	23,734.50
TOTAL	169,013.86	Additional Farmland Tax	276.68
		Additional Forestland Tax	12,509.30
		Delinquent Sewer	169,013.86
		TOTAL	715,913.75
		Corrections	22,880.45
		Late Filing Penalties	80,455.27

TOTAL IMPOSED AD VALOREM TAXES AND ASSESSMENTS 139,681,035.10

IMPOSED AD VALOREM TAX BY PROPERTY TYPE

REAL PROPERTY	127,697,472.94
PERSONAL PROPERTY	3,993,705.18
MANUFACTURED STRUCTURES	1,627,830.98
UTILITIES	6,362,026.00
TOTAL	139,681,035.10

LINN COUNTY TAX SUMMARY

2014-2015

CODE 00101 Value \$1,740 LINN CNTY 4.2936 ESD LBL 0.3049 LBCC 0.6771 MONROE SD 0.0000 MONROE RFD 0.0000 4H EXT 0.0520 Total 5.3276	CODE 00707 Value \$40,804,126 LINN CNTY 4.2936 ESD LBL 0.3049 LANE CC 0.8616 HARSBG SD 5.9291 HARSBG RFD 1.1299 LINN S/WTR 0.0000 4H EXT 0.0520 Total 12.5711	CODE 00801 ALBANY Value \$2,050,756,468 LINN CNTY 4.2189 ESD LBL 0.2923 LBCC 0.6491 ALBANY SD 6.0551 ALBANY CTY 7.5890 LINN S/WTR 0.0000 4H EXT 0.0494 ALBANY UR 0.7085 Total 19.5623	CODE 00807 Value \$169,576,126 LINN CNTY 4.2936 ESD LBL 0.3049 LBCC 0.6771 ALBANY SD 6.3172 MILRSBG CTY 1.7000 JEFFRSN RFD 1.1955 LINN S/WTR 0.0000 4H EXT 0.0520 Total 14.5403	CODE 00814 Value \$1,849,555 LINN CNTY 4.2936 ESD LBL 0.3049 LBCC 0.6771 ALBANY SD 6.3172 HLY/SHD RFD 0.9894 LINN S/WTR 0.0000 4H EXT 0.0520 Total 12.6342	CODE 00820 Value \$3,142,928 LINN CNTY 4.2936 ESD LBL 0.3049 LBCC 0.6771 ALBANY SD 6.3172 SCIO RFD 1.9730 N LEB WTR 0.1420 LINN S/WTR 0.0000 4H EXT 0.0520 Total 13.7598
HARRISBURG Value \$168,712,702 LINN CNTY 4.1703 ESD LBL 0.2754 LANE CC 0.8017 HARSBG SD 5.3551 HARSBG CTY 3.1609 HARSBG RFD 1.0202 LINN S/WTR 0.0000 4H EXT 0.0470 HARSBG UR 1.5270 Total 16.3576	CODE 00708 Value \$22,110,790 LINN CNTY 4.1703 ESD LBL 0.2754 LANE CC 0.8017 HARSBG SD 5.3551 HARSBG CTY 3.1609 HARSBG RFD 1.0202 LINN S/WTR 0.0000 4H EXT 0.0470 HARSBG UR 1.5270 Total 16.3576	CODE 00802 Value \$126,638,158 LINN CNTY 4.2936 ESD LBL 0.3049 LBCC 0.6771 ALBANY SD 6.3172 ALBANY RFD 2.1500 LINN S/WTR 0.0000 4H EXT 0.0520 Total 13.7948	CODE 00808 Value \$127,230,306 LINN CNTY 4.2936 ESD LBL 0.3049 LBCC 0.6771 ALBANY SD 6.3172 TANGENT RFD 2.5739 LINN S/WTR 0.0000 4H EXT 0.0520 Total 14.2187	CODE 00815 Value \$896,155 LINN CNTY 4.2936 ESD LBL 0.3049 LBCC 0.6771 ALBANY SD 6.3172 LEBANON RFD 2.4693 LINN S/WTR 0.0000 4H EXT 0.0520 Total 14.1141	CODE 00821 Value \$10,387,516 LINN CNTY 4.2936 ESD LBL 0.3049 LBCC 0.6771 ALBANY SD 6.3172 ALBANY RFD 2.1500 N LEB WTR 0.1420 LINN S/WTR 0.0000 4H EXT 0.0520 Total 13.9368
CODE 00702 Value \$79,832,109 LINN CNTY 4.2936 ESD LBL 0.3049 LANE CC 0.8616 HARSBG SD 5.9291 HARSBG RFD 1.1299 LINN S/WTR 0.0000 4H EXT 0.0520 Total 12.5711	CODE 00709 Value \$22,180,231 LINN CNTY 4.2936 ESD LBL 0.3049 LANE CC 0.8616 HARSBG SD 5.9291 HARSBG RFD 1.1299 LINN S/WTR 0.0000 4H EXT 0.0520 Total 12.5711	CODE 00803 Value \$7,438,960 LINN CNTY 4.2936 ESD LBL 0.3049 LBCC 0.6771 ALBANY SD 6.3172 ALBANY RFD 2.1500 LINN S/WTR 0.0000 4H EXT 0.0520 Total 11.6448	CODE 00809 Value \$106,291,546 LINN CNTY 4.2936 ESD LBL 0.3049 LBCC 0.6771 ALBANY SD 6.3172 JEFFRSN RFD 1.1955 LINN S/WTR 0.0000 4H EXT 0.0520 Total 12.8403	CODE 00816 Value \$14,170,769 LINN CNTY 4.2936 ESD LBL 0.3049 LBCC 0.6771 ALBANY SD 6.3172 CORVLS RFD 2.1140 LINN S/WTR 0.0000 4H EXT 0.0520 Total 13.7588	CODE 00822 Value \$62,882 LINN CNTY 4.2936 ESD LBL 0.3049 LBCC 0.6771 ALBANY SD 6.3172 N LEB WTR 0.1420 LINN S/WTR 0.0000 4H EXT 0.0520 Total 11.7868
CODE 00703 Value \$460,418 LINN CNTY 4.2936 ESD LBL 0.3049 LANE CC 0.8616 HARSBG SD 5.9291 BRNSVL RFD 2.2135 LINN S/WTR 0.0000 4H EXT 0.0520 Total 13.6547	CODE 00710 Value \$65,400 LINN CNTY 4.2936 ESD LBL 0.3049 LANE CC 0.8616 HARSBG SD 5.9291 HARSBG RFD 1.1299 LINN S/WTR 0.0000 4H EXT 0.0520 Total 12.5711	CODE 00804 Value \$45,352,141 LINN CNTY 4.2936 ESD LBL 0.3049 LBCC 0.6771 ALBANY SD 6.3172 ALBANY RFD 2.1500 LINN S/WTR 0.0000 4H EXT 0.0520 Total 13.7948	CODE 00810 Value \$8,501,245 LINN CNTY 4.2936 ESD LBL 0.3049 LBCC 0.6771 ALBANY SD 6.3172 JEFFRSN RFD 1.1955 DEV/CON WTR 0.1614 LINN S/WTR 0.0000 4H EXT 0.0520 Total 13.0017	CODE 00817 Value \$23,760,837 LINN CNTY 4.2936 ESD LBL 0.3049 LBCC 0.6771 ALBANY SD 6.3172 SCIO RFD 1.9730 LINN S/WTR 0.0000 4H EXT 0.0520 Total 13.6178	CODE 00823 Value \$3,350,720 LINN CNTY 4.2936 ESD LBL 0.3049 LBCC 0.6771 ALBANY SD 6.3172 LEBANON RFD 2.4693 N LEB WTR 0.1420 LINN S/WTR 0.0000 4H EXT 0.0520 Total 14.2561
CODE 00704 Value \$1,716,932 LINN CNTY 4.2936 ESD LBL 0.3049 LANE CC 0.8616 HARSBG SD 5.9291 HLY/SHD RFD 0.9894 LINN S/WTR 0.0000 4H EXT 0.0520 Total 12.4306	CODE 00711 Value \$24,200 LINN CNTY 4.1703 ESD LBL 0.2754 LANE CC 0.8017 HARSBG SD 5.3551 HARSBG RFD 1.0202 LINN S/WTR 0.0000 4H EXT 0.0470 HARSBG UR 1.1887 Total 12.8584	MILLERSBURG Value \$202,164,331 LINN CNTY 4.2936 ESD LBL 0.3049 LBCC 0.6771 ALBANY SD 6.3172 MILRSBG CTY 1.7000 ALBANY RFD 2.1500 LINN S/WTR 0.0000 4H EXT 0.0520 Total 15.4948	CODE 00811 TANGENT Value \$124,589,617 LINN CNTY 4.2936 ESD LBL 0.3049 LBCC 0.6771 ALBANY SD 6.3172 ALBANY SD 6.3172 TANGENT CTY 0.0000 TANGENT RFD 2.5739 LINN S/WTR 0.0000 4H EXT 0.0520 Total 14.2187	CODE 00818 Value \$2,698,496 LINN CNTY 4.2936 ESD LBL 0.3049 LBCC 0.6771 ALBANY SD 6.3172 SCIO RFD 1.9730 LINN S/WTR 0.0000 4H EXT 0.0520 Total 14.7992	CODE 00824 Value \$6,098,442 LINN CNTY 4.2936 ESD LBL 0.3049 LBCC 0.6771 ALBANY SD 6.3172 JEFFRSN RFD 1.1955 S SANT WTR 1.0044 LINN S/WTR 0.0000 4H EXT 0.0520 Total 13.8447
CODE 00705 Value \$7,469,023 LINN CNTY 4.2936 ESD LBL 0.3049 LANE CC 0.8616 HARSBG SD 5.9291 LINN S/WTR 0.0000 4H EXT 0.0520 Total 11.4412	CODE 00712 Value \$559,300 LINN CNTY 4.1703 ESD LBL 0.2754 LANE CC 0.8017 HARSBG SD 5.3551 HARSBG CTY 3.1609 LINN S/WTR 0.0000 4H EXT 0.0470 HARSBG UR 1.4173 Total 15.2277	CODE 00806 Value \$4,185,390 LINN CNTY 4.2936 ESD LBL 0.3049 LBCC 0.6771 ALBANY SD 6.3172 MILRSBG CTY 1.7000 LINN S/WTR 0.0000 4H EXT 0.0520 Total 13.3448	CODE 00813 Value \$718,290 LINN CNTY 4.2936 ESD LBL 0.3049 LBCC 0.6771 ALBANY SD 6.3172 TANGENT CTY 0.0000 LINN S/WTR 0.0000 4H EXT 0.0520 Total 11.6448	CODE 00819 Value \$404,036 LINN CNTY 4.2936 ESD LBL 0.3049 LBCC 0.6771 ALBANY SD 6.3172 SCIO RFD 1.9730 S SANT WTR 1.0044 LINN S/WTR 0.0000 4H EXT 0.0520 Total 14.6222	CODE 00825 Value \$5,516,914 LINN CNTY 4.2936 ESD LBL 0.3049 LBCC 0.6771 ALBANY SD 6.3172 JEFFRSN RFD 1.1955 LINN S/WTR 0.0000 4H EXT 0.0520 Total 12.8403
CODE 00706 Value \$799,612 LINN CNTY 4.2936 ESD LBL 0.3049 LANE CC 0.8616 HARSBG SD 5.9291 LINN S/WTR 0.0000 4H EXT 0.0520 Total 11.4412					

Tax rates are shown in dollars per thousand of taxable value. Rates are before Measure 5 compression.

LINN COUNTY TAX SUMMARY

2014-2015

CODE 00826 Value \$89,346,102 LINN CNTY 4.2936 ESD LBL 0.3049 LBCC 0.6771 ALBANY SD 6.3172 ALBANY RFD 2.1500 LINN SWTR 0.0000 4H EXT 0.0520 Total 13.7948	CODE 00834 Value \$25,768,135 LINN CNTY 4.2936 ESD LBL 0.3049 LBCC 0.6771 ALBANY SD 6.3172 HLY/SHD RFD 0.9894 OAKVL CNTR 0.0000 LINN SWTR 0.0000 4H EXT 0.0520 Total 12.6342	CODE 00847 Value \$504,360 LINN CNTY 4.2189 ESD LBL 0.2923 LBCC 0.6491 ALBANY SD 6.0551 ALBANY CTY 7.5890 LINN SWTR 0.0000 4H EXT 0.0494 ALBANY UR 0.7085 Total 19.5623	CODE 00905 LEBANON Value \$628,354,005 LINN CNTY 4.0403 ESD LBL 0.2453 LBCC 0.5447 LEBANON SD 5.6941 LEBANON CTY 5.6439 LEBANON RFD 2.0220 LINN SWTR 0.0000 LEB AQUA CNTR 0.1930 4H EXT 0.0419 LEBANON UR 3.3584 Total 21.7836	CODE 00916 Value \$13,302,310 LINN CNTY 4.0403 ESD LBL 0.2453 LBCC 0.5447 LEBANON SD 5.6941 LEBANON CTY 5.6439 LEBANON RFD 2.0220 N LEB WTR 0.1420 LINN SWTR 0.0000 LEB AQUA CNTR 0.1930 4H EXT 0.0419 LEBANON UR 3.3584 Total 21.9256	CODE 00921 Value \$2,947,580 LINN CNTY 4.0403 ESD LBL 0.2453 LBCC 0.5447 LEBANON SD 5.6941 LEBANON CTY 5.6439 LEBANON RFD 2.0220 LEB AQUA CNTR 0.1930 4H EXT 0.0419 LEBANON UR 3.3584 Total 21.7836
CODE 00827 Value \$225,636,163 LINN CNTY 4.2189 ESD LBL 0.2923 LBCC 0.6491 ALBANY SD 6.0551 ALBANY CTY 7.5890 LINN SWTR 0.0000 4H EXT 0.0494 ALBANY UR 0.7085 Total 19.5623	CODE 00835 Value \$5,785,168 LINN CNTY 4.2936 ESD LBL 0.3049 LBCC 0.6771 ALBANY SD 6.3172 CORVLS RFD 2.1140 OAKVL CNTR 0.0000 LINN SWTR 0.0000 4H EXT 0.0520 Total 13.7588	CODE 00848 Value \$156,370 LINN CNTY 4.2189 ESD LBL 0.2923 LBCC 0.6491 ALBANY SD 6.0551 ALBANY CTY 7.5890 LINN SWTR 0.0000 4H EXT 0.0494 ALBANY UR 0.7085 Total 19.5623	CODE 00907 Value \$3,112,119 LINN CNTY 4.2936 ESD LBL 0.3049 LBCC 0.6771 LEBANON SD 7.0826 LEBANON RFD 2.4693 N LEB WTR 0.1420 LINN SWTR 0.0000 LEB AQUA CNTR 0.2400 4H EXT 0.0520 Total 15.2615	CODE 00917 Value \$27,551,312 LINN CNTY 4.0403 ESD LBL 0.2453 LBCC 0.5447 LEBANON SD 5.6941 LEBANON CTY 5.6439 LEBANON RFD 2.0220 LINN SWTR 0.0000 LEB AQUA CNTR 0.1930 4H EXT 0.0419 LEBANON UR 3.3584 Total 21.7836	CODE 00922 Value \$294,760 LINN CNTY 4.0403 ESD LBL 0.2453 LBCC 0.5447 LEBANON SD 5.6941 LEBANON CTY 5.6439 N LEB WTR 0.1420 LEB AQUA CNTR 0.1930 4H EXT 0.0419 LEBANON UR 3.3584 Total 21.9256
CODE 00828 Value \$2,224,356 LINN CNTY 4.2936 ESD LBL 0.3049 LBCC 0.6771 ALBANY SD 6.3172 TANGENT RFD 2.5739 LINN SWTR 0.0000 4H EXT 0.0520 Total 14.2187	CODE 00836 Value \$228,700 LINN CNTY 4.2936 ESD LBL 0.3049 LBCC 0.6771 ALBANY SD 6.3172 OAKVL CNTR 0.0000 LINN SWTR 0.0000 4H EXT 0.0520 Total 11.6448	CODE 00901 Value \$57,808 LINN CNTY 4.2936 ESD LBL 0.3049 LBCC 0.6771 LEBANON SD 7.0826 SODAVLE CTY 0.4552 LINN SWTR 0.0000 LEB AQUA CNTR 0.2400 4H EXT 0.0520 Total 13.1054	CODE 00908 Value \$19,438,001 LINN CNTY 4.2936 ESD LBL 0.3049 LBCC 0.6771 LEBANON SD 7.0826 SCIO RFD 1.9730 LINN SWTR 0.0000 LEB AQUA CNTR 0.2400 4H EXT 0.0520 Total 14.6232	CODE 00918 Value \$27,520,404 LINN CNTY 4.2936 ESD LBL 0.3049 LBCC 0.6771 LEBANON SD 7.0826 LEBANON RFD 2.4693 LEBANON SD 7.0826 LEB AQUA CNTR 0.2400 4H EXT 0.0520 Total 15.1195	CODE 00923 Value \$170,400 LINN CNTY 4.0403 ESD LBL 0.2453 LBCC 0.5447 LEBANON SD 5.6941 LEBANON CTY 5.6439 LINN SWTR 0.0000 LEB AQUA CNTR 0.1930 4H EXT 0.0419 LEBANON UR 2.9111 Total 19.3143
CODE 00829 Value \$7,527,841 LINN CNTY 4.2936 ESD LBL 0.3049 LBCC 0.6771 ALBANY SD 6.3172 TANGENT RFD 2.5739 LINN SWTR 0.0000 4H EXT 0.0520 Total 14.2187	CODE 00840 Value \$51,883 LINN CNTY 4.2936 ESD LBL 0.3049 LBCC 0.6771 ALBANY SD 6.3172 MILRSBG CTY 1.7000 ALBANY RFD 2.1500 LINN SWTR 0.0000 4H EXT 0.0520 Total 15.4948	CODE 00902 Value \$506,056,583 LINN CNTY 4.2936 ESD LBL 0.3049 LBCC 0.6771 LEBANON SD 7.0826 LEBANON RFD 2.4693 LINN SWTR 0.0000 LEB AQUA CNTR 0.2400 4H EXT 0.0520 Total 15.1195	CODE 00909 Value \$1,155,407 LINN CNTY 4.2936 ESD LBL 0.3049 LBCC 0.6771 LEBANON SD 7.0826 LINN SWTR 0.0000 LEB AQUA CNTR 0.2400 4H EXT 0.0520 Total 12.6502	CODE 00919 Value \$874,667 LINN CNTY 4.2936 ESD LBL 0.3049 LBCC 0.6771 LEBANON SD 7.0826 LEBANON SD 7.0826 LEB AQUA CNTR 0.2400 4H EXT 0.0520 Total 12.6502	CODE 00924 Value \$11,000 LINN CNTY 4.0403 ESD LBL 0.2453 LBCC 0.5447 LEBANON SD 5.6941 LEBANON CTY 5.6439 LEB AQUA CNTR 0.1930 4H EXT 0.0419 LEBANON UR 2.9111 Total 19.3143
CODE 00830 Value \$227,768,998 LINN CNTY 4.2189 ESD LBL 0.2923 LBCC 0.6491 ALBANY SD 6.0551 ALBANY CTY 7.5890 LINN SWTR 0.0000 4H EXT 0.0494 ALBANY UR 0.7085 Total 19.5623	CODE 00842 Value \$4,000 LINN CNTY 4.2936 ESD LBL 0.3049 LBCC 0.6771 ALBANY SD 6.3172 MILRSBG CTY 1.7000 JEFFRSN RFD 1.1955 JEFFRSN PARK 0.2914 LINN SWTR 0.0000 4H EXT 0.0520 Total 14.8317	CODE 00903 Value \$28,247,538 LINN CNTY 4.2936 ESD LBL 0.3049 LBCC 0.6771 LEBANON SD 7.0826 LINN SWTR 0.0000 LEB AQUA CNTR 0.2400 4H EXT 0.0520 Total 12.6502	CODE 00914 Value \$15,921,437 LINN CNTY 4.2936 ESD LBL 0.3049 LBCC 0.6771 LEBANON SD 7.0826 LEBANON RFD 2.4693 LINN SWTR 0.0000 LEB AQUA CNTR 0.2400 4H EXT 0.0520 Total 15.1195	CODE 00920 Value \$360,788 LINN CNTY 4.2936 ESD LBL 0.3049 LBCC 0.6771 LEBANON SD 7.0826 LEBANON RFD 2.4693 N LEB WTR 0.1420 LEB AQUA CNTR 0.2400 4H EXT 0.0520 Total 15.2615	CODE 00925 Value \$62,125,220 LINN CNTY 4.0403 ESD LBL 0.2453 LBCC 0.5447 LEBANON SD 5.6941 LEBANON CTY 5.6439 LEBANON RFD 2.0220 LINN SWTR 0.0000 LEB AQUA CNTR 0.1930 4H EXT 0.0419 LEBANON UR 3.3584 Total 21.7836
CODE 00833 Value \$1,324,923 LINN CNTY 4.2936 ESD LBL 0.3049 LBCC 0.6771 ALBANY SD 6.3172 TANGENT RFD 2.5739 OAKVL CNTR 0.0000 LINN SWTR 0.0000 4H EXT 0.0520 Total 14.2187	CODE 00846 Value \$390,535,845 LINN CNTY 4.2189 ESD LBL 0.2923 LBCC 0.6491 ALBANY SD 6.0551 ALBANY CTY 7.5890 LINN SWTR 0.0000 4H EXT 0.0494 ALBANY UR 0.7085 Total 19.5623	SODAVILLE Value \$14,706,574 LINN CNTY 4.2936 ESD LBL 0.3049 LBCC 0.6771 LEBANON SD 7.0826 SODAVLE CTY 0.4552 LEBANON RFD 2.4693 LINN SWTR 0.0000 LEB AQUA CNTR 0.2400 4H EXT 0.0520 Total 15.5747	Tax rates are shown in dollars per thousand of taxable value. Rates are before Measure 5 compression.		

LINN COUNTY TAX SUMMARY

2014-2015

CODE 00926 Value \$1,000 LINN CNTY 4.0403 ESD LBL 0.2453 LBCC 0.5447 LEBANON SD 5.6941 LEBANON CTY 5.6439 LEBANON SWTR 0.0000 LEB AQUA CNTR 0.1930 4H EXT 0.0419 LEBANON UR 2.9111 Total 19.3143	CODE 00933 Value \$28,490,653 LINN CNTY 4.2936 ESD LBL 0.3049 LBCC 0.6771 LEBANON SD 7.0826 LEBANON RFD 2.4693 LINN SWTR 0.0000 LEB AQUA CNTR 0.2400 4H EXT 0.0520 Total 15.1195	CODE 00940 Value \$96,830,077 LINN CNTY 4.2936 ESD LBL 0.3049 LBCC 0.6771 LEBANON SD 7.0826 LEBANON RFD 2.4693 LEB AQUA CNTR 0.2400 4H EXT 0.0520 Total 15.1195	CODE 00946 Value \$22,389,867 LINN CNTY 4.2936 ESD LBL 0.3049 LBCC 0.6771 LEBANON SD 7.0826 LEBANON RFD 2.4693 LEB AQUA CNTR 0.2400 4H EXT 0.0520 Total 15.1195	CODE 00951 Value \$12,000 LINN CNTY 4.2936 ESD LBL 0.3049 LBCC 0.6771 LEBANON SD 7.0826 LEBANON RFD 2.4693 N LEB WTR 0.1420 LEB AQUA CNTR 0.2400 4H EXT 0.0520 Total 15.2615	CODE 00956 Value \$4,500 LINN CNTY 4.0403 ESD LBL 0.2453 LBCC 0.5447 LEBANON SD 5.6941 LEBANON CTY 5.6439 LEBANON SWTR 0.0000 LEB AQUA CNTR 0.1930 4H EXT 0.0419 LEBANON UR 2.9111 Total 19.3143
CODE 00927 Value \$1,176,509 LINN CNTY 4.0993 ESD LBL 0.2584 LBCC 0.5739 LEBANON SD 6.0019 LEBANON RFD 2.1244 LINN SWTR 0.0000 LEB AQUA CNTR 0.2034 4H EXT 0.0441 LEBANON UR 1.8141 Total 15.1195	CODE 00934 Value \$5,804,500 LINN CNTY 4.2936 ESD LBL 0.3049 LBCC 0.6771 LEBANON SD 7.0826 LEBANON RFD 2.4693 LINN SWTR 0.0000 LEB AQUA CNTR 0.2400 4H EXT 0.0520 Total 15.1195	CODE 00941 Value \$4,131,754 LINN CNTY 4.2936 ESD LBL 0.3049 LBCC 0.6771 LEBANON SD 7.0826 LEBANON RFD 2.4693 N LEB WTR 0.1420 LEB AQUA CNTR 0.2400 4H EXT 0.0520 Total 15.2615	CODE 00947 Value \$114,196,413 LINN CNTY 4.0403 ESD LBL 0.2453 LBCC 0.5447 LEBANON SD 5.6941 LEBANON CTY 5.6439 LEBANON RFD 2.0220 LINN SWTR 0.0000 LEB AQUA CNTR 0.1930 4H EXT 0.0419 LEBANON UR 3.3584 Total 21.7836	CODE 00952 Value \$444,830 LINN CNTY 4.0403 ESD LBL 0.2453 LBCC 0.5447 LEBANON SD 5.6941 LEBANON CTY 5.6439 LEBANON RFD 2.0220 N LEB WTR 0.1420 LEB AQUA CNTR 0.1930 4H EXT 0.0419 LEBANON UR 3.3584 Total 21.9256	CODE 00957 WATERLOO Value \$9,375,126 LINN CNTY 4.2936 ESD LBL 0.3049 LBCC 0.6771 LEBANON SD 7.0826 WTRLOO CTY 0.0000 LEBANON RFD 2.4693 LINN SWTR 0.0000 LEB AQUA CNTR 0.2400 4H EXT 0.0520 Total 15.1195
CODE 00928 Value \$7,000 LINN CNTY 4.0993 ESD LBL 0.2584 LBCC 0.5739 LEBANON SD 6.0019 LEBANON RFD 2.1244 LINN SWTR 0.0000 LEB AQUA CNTR 0.2034 4H EXT 0.0441 LEBANON UR 1.4692 Total 12.6502	CODE 00935 Value \$240,350 LINN CNTY 4.2936 ESD LBL 0.3049 LBCC 0.6771 LEBANON SD 7.0826 LEBANON RFD 2.4693 N LEB WTR 0.1420 LINN SWTR 0.0000 LEB AQUA CNTR 0.2400 4H EXT 0.0520 Total 15.2615	CODE 00942 Value \$9,505,697 LINN CNTY 4.2936 ESD LBL 0.3049 LBCC 0.6771 LEBANON SD 7.0826 LEB AQUA CNTR 0.2400 4H EXT 0.0520 Total 12.6502	CODE 00948 Value \$48,737,964 LINN CNTY 4.2936 ESD LBL 0.3049 LBCC 0.6771 LEBANON SD 7.0826 LEBANON RFD 2.4693 N LEB WTR 0.1420 LINN SWTR 0.0000 LEB AQUA CNTR 0.2400 4H EXT 0.0520 Total 15.2615	CODE 00953 Value \$1,370,807 LINN CNTY 4.0993 ESD LBL 0.2584 LBCC 0.5739 LEBANON SD 6.0019 LEBANON RFD 2.1244 LINN SWTR 0.0000 LEB AQUA CNTR 0.2034 4H EXT 0.0441 LEBANON UR 1.8141 Total 15.1195	CODE 00960 Value \$519,369 LINN CNTY 4.2936 ESD LBL 0.3049 LBCC 0.6771 LEBANON SD 7.0826 LEBANON SWTR 0.0000 LEB AQUA CNTR 0.2400 4H EXT 0.0520 Total 12.6502
CODE 00931 Value \$15,175,150 LINN CNTY 4.0403 ESD LBL 0.2453 LBCC 0.5447 LEBANON SD 5.6941 LEBANON CTY 5.6439 LEBANON RFD 2.0220 LINN SWTR 0.0000 LEB AQUA CNTR 0.1930 4H EXT 0.0419 LEBANON UR 3.3584 Total 21.7836	CODE 00936 Value \$366,110 LINN CNTY 4.2936 ESD LBL 0.3049 LBCC 0.6771 LEBANON SD 7.0826 LEBANON RFD 2.4693 LINN SWTR 0.0000 LEB AQUA CNTR 0.2400 4H EXT 0.0520 Total 12.6502	CODE 00943 Value \$28,570 LINN CNTY 4.0403 ESD LBL 0.2453 LBCC 0.5447 LEBANON SD 5.6941 LEBANON CTY 5.6439 LEBANON RFD 2.0220 N LEB WTR 0.1420 LINN SWTR 0.0000 LEB AQUA CNTR 0.1930 4H EXT 0.0419 LEBANON UR 3.3584 Total 21.9256	CODE 00949 Value \$364,502 LINN CNTY 4.0403 ESD LBL 0.2453 LBCC 0.5447 LEBANON SD 5.6941 LEBANON CTY 5.6439 LEBANON RFD 2.0220 N LEB WTR 0.1420 LINN SWTR 0.0000 LEB AQUA CNTR 0.1930 4H EXT 0.0419 LEBANON UR 3.3584 Total 21.9256	CODE 00954 Value \$85,591,490 LINN CNTY 4.0403 ESD LBL 0.2453 LBCC 0.5447 LEBANON SD 5.6941 LEBANON CTY 5.6439 LEBANON RFD 2.0220 LEBANON CTY 5.6439 LEBANON RFD 2.0220 LINN SWTR 0.0000 LEB AQUA CNTR 0.1930 4H EXT 0.0419 LEBANON UR 3.3584 Total 21.7836	CODE 00962 Value \$2,664,926 LINN CNTY 4.2936 ESD LBL 0.3049 LBCC 0.6771 LEBANON SD 7.0826 TANGENT RFD 2.5739 LINN SWTR 0.0000 LEB AQUA CNTR 0.2400 4H EXT 0.0520 Total 15.2241
CODE 00932 Value \$4,182,686 LINN CNTY 4.2936 ESD LBL 0.3049 LBCC 0.6771 LEBANON SD 7.0826 BRNSVL RFD 2.2135 LINN SWTR 0.0000 LEB AQUA CNTR 0.2400 4H EXT 0.0520 Total 14.8637	CODE 00938 Value \$13,796,109 LINN CNTY 4.2936 ESD LBL 0.3049 LBCC 0.6771 LEBANON SD 7.0826 SCIO RFD 1.9730 N LEB WTR 0.1420 LINN SWTR 0.0000 LEB AQUA CNTR 0.2400 4H EXT 0.0520 Total 14.7652	CODE 00944 Value \$16,750,971 LINN CNTY 4.2936 ESD LBL 0.3049 LBCC 0.6771 LEBANON SD 7.0826 SCIO RFD 1.9730 LINN SWTR 0.0000 LEB AQUA CNTR 0.2400 4H EXT 0.0520 Total 14.6232	CODE 00945 Value \$5,975,916 LINN CNTY 4.2936 ESD LBL 0.3049 LBCC 0.6771 LEBANON SD 7.0826 LEB AQUA CNTR 0.2400 4H EXT 0.0520 Total 12.6502	CODE 00955 Value \$26,000 LINN CNTY 4.0993 ESD LBL 0.2584 LBCC 0.5739 LEBANON SD 6.0019 LINN SWTR 0.0000 LEB AQUA CNTR 0.2034 4H EXT 0.0441 LEBANON UR 1.4692 Total 12.6502	CODE 00963 Value \$9,408 LINN CNTY 4.2936 ESD LBL 0.3049 LBCC 0.6771 LEBANON SD 7.0826 N LEB WTR 0.1420 LINN SWTR 0.0000 LEB AQUA CNTR 0.2400 4H EXT 0.0520 Total 12.7922
CODE 00933 Value \$3,019,850 LINN CNTY 4.2936 ESD LBL 0.3049 LBCC 0.6771 LEBANON SD 7.0826 SCIO RFD 1.9730 N LEB WTR 0.1420 LINN SWTR 0.0000 LEB AQUA CNTR 0.2400 4H EXT 0.0520 Total 14.7652	CODE 00939 Value \$3,019,850 LINN CNTY 4.2936 ESD LBL 0.3049 LBCC 0.6771 LEBANON SD 7.0826 SCIO RFD 1.9730 N LEB WTR 0.1420 LINN SWTR 0.0000 LEB AQUA CNTR 0.2400 4H EXT 0.0520 Total 14.7652	CODE 00945 Value \$5,975,916 LINN CNTY 4.2936 ESD LBL 0.3049 LBCC 0.6771 LEBANON SD 7.0826 LEB AQUA CNTR 0.2400 4H EXT 0.0520 Total 12.6502	CODE 00946 Value \$5,975,916 LINN CNTY 4.2936 ESD LBL 0.3049 LBCC 0.6771 LEBANON SD 7.0826 LEB AQUA CNTR 0.2400 4H EXT 0.0520 Total 12.6502	CODE 00956 Value \$1,047,889 LINN CNTY 4.2936 ESD LBL 0.3049 LBCC 0.6771 LEBANON SD 7.0826 LEBANON RFD 2.4693 LINN SWTR 0.0000 LEB AQUA CNTR 0.2400 4H EXT 0.0520 Total 15.1195	

Tax rates are shown in dollars per thousand of taxable value. Rates are before Measure 5 compression.

LINN COUNTY TAX SUMMARY

2014-2015

CODE 00965 Value \$3,468,943 LINN CNTY 4.2936 ESD LBL 0.3049 LBCC 0.6771 LEBANON SD 7.0826 ALBANY RFD 2.1500 LINN SWTR 0.0000 LEB AQUA CNTR 0.2400 4H EXT 0.0520 Total 14.8002	CODE 00970 Value \$662,709 LINN CNTY 4.2649 ESD LBL 0.2990 LBCC 0.6639 LEBANON SD 6.9436 LEBANON RFD 2.4208 LINN SWTR 0.0000 LEB AQUA CNTR 0.2353 4H EXT 0.0510 LEBANON UR 0.2410 Total 15.1195	CODE 00975 Value \$1,155,877 LINN CNTY 4.2936 ESD LBL 0.3049 LBCC 0.6771 LEBANON SD 7.0826 SW HM FIRE/AM 1.8763 LINN SWTR 0.0000 LEB AQUA CNTR 0.2400 4H EXT 0.0520 Total 14.5265	CODE 02702 Value \$7,008,478 LINN CNTY 4.2936 ESD WILL 0.2967 CHEM CC 0.8942 CHEM LIB 0.0818 N SANT SD 5.5655 LYONS SWTR 0.0000 4H EXT 0.0520 Total 11.1838	CODE 02707 Value \$115,700 LINN CNTY 4.2936 ESD WILL 0.2967 CHEM CC 0.8942 CHEM LIB 0.0818 N SANT SD 5.5655 LYONS CTY 1.8926 LYONS RFD 1.8201 LINN SWTR 0.0000 4H EXT 0.0520 Total 14.8965	CODE 02713 Value \$844,552 LINN CNTY 4.2936 ESD WILL 0.2967 LBCC 0.6771 N SANT SD 5.5655 LYONS RFD 1.8201 LINN SWTR 0.0000 4H EXT 0.0520 Total 12.7050
CODE 00966 Value \$791,662 LINN CNTY 4.2936 ESD LBL 0.3049 LBCC 0.6771 LEBANON SD 7.0826 TANGENT RFD 2.5739 LINN SWTR 0.0000 LEB AQUA CNTR 0.2400 4H EXT 0.0520 Total 15.2241	CODE 00971 Value \$3,300 LINN CNTY 4.2649 ESD LBL 0.2990 LBCC 0.6639 LEBANON SD 6.9436 LEBANON RFD 2.4208 LINN SWTR 0.0000 LEB AQUA CNTR 0.2353 4H EXT 0.0510 LEBANON UR 0.2410 Total 15.1195	CODE 00977 Value \$8,319,314 LINN CNTY 4.0403 ESD LBL 0.2453 LBCC 0.5447 LEBANON SD 5.6941 LEBANON CTY 5.6439 LEBANON RFD 2.0220 LINN SWTR 0.0000 LEB AQUA CNTR 0.1930 4H EXT 0.0419 LEBANON UR 3.3584 Total 21.7836	CODE 02703 Value \$43,428,006 LINN CNTY 4.2936 ESD WILL 0.2967 CHEM CC 0.8942 CHEM LIB 0.0818 N SANT SD 5.5655 LYONS RFD 1.8201 LINN SWTR 0.0000 4H EXT 0.0520 Total 13.0039	CODE 02708 Value \$43,120 LINN CNTY 4.2936 ESD WILL 0.2967 CHEM CC 0.8942 CHEM LIB 0.0818 N SANT SD 5.5655 LYONS CTY 1.8926 LINN SWTR 0.0000 4H EXT 0.0520 Total 13.0764	CODE 02714 Value \$1,123,844 LINN CNTY 4.2936 ESD WILL 0.2967 LBCC 0.6771 N SANT SD 5.5655 STAYTON RFD 1.5670 SANT WTR 0.0000 LINN SWTR 0.0000 4H EXT 0.0520 Total 12.4519
CODE 00967 Value \$545,620 LINN CNTY 4.2936 ESD LBL 0.3049 LBCC 0.6771 LEBANON SD 7.0826 TANGENT RFD 2.5739 LINN SWTR 0.0000 LEB AQUA CNTR 0.2400 4H EXT 0.0520 Total 15.2241	CODE 00972 Value \$2,129,010 LINN CNTY 4.0403 ESD LBL 0.2453 LBCC 0.5447 LEBANON SD 5.6941 LEBANON CTY 5.6439 LEBANON RFD 2.0220 LINN SWTR 0.0000 LEB AQUA CNTR 0.1930 4H EXT 0.0419 LEBANON UR 3.3584 Total 21.7836	CODE 00978 Value \$5,382,770 LINN CNTY 4.0403 ESD LBL 0.2453 LBCC 0.5447 LEBANON SD 5.6941 LEBANON CTY 5.6439 LEBANON RFD 2.0220 LINN SWTR 0.0000 LEB AQUA CNTR 0.1930 4H EXT 0.0419 LEBANON UR 3.3584 Total 21.7836	CODE 02704 Value \$395,702 LINN CNTY 4.2936 ESD WILL 0.2967 CHEM CC 0.8942 CHEM LIB 0.0818 N SANT SD 5.5655 STAYTON RFD 1.5670 LINN SWTR 0.0000 4H EXT 0.0520 Total 12.7508	CODE 02709 Value \$150,400 LINN CNTY 4.2936 ESD WILL 0.2967 CHEM CC 0.8942 CHEM LIB 0.0818 N SANT SD 5.5655 LYONS CTY 1.8926 LINN SWTR 0.0000 4H EXT 0.0520 Total 13.0764	CODE 04001 Value \$11,005,313 LINN CNTY 4.2936 ESD LANE 0.2232 LANE CC 0.8616 EUGENE SD 7.8302 HARSBG RFD 1.1299 LINN SWTR 0.0000 4H EXT 0.0520 Total 14.3905
CODE 00968 Value \$9,774,972 LINN CNTY 4.2649 ESD LBL 0.2990 LBCC 0.6639 LEBANON SD 6.9436 LEBANON RFD 2.4208 LINN SWTR 0.0000 LEB AQUA CNTR 0.2353 4H EXT 0.0510 LEBANON UR 0.2410 Total 15.1195	CODE 00973 Value \$13,438,415 LINN CNTY 4.0403 ESD LBL 0.2453 LBCC 0.5447 LEBANON SD 5.6941 LEBANON CTY 5.6439 LEBANON RFD 2.0220 LINN SWTR 0.0000 LEB AQUA CNTR 0.1930 4H EXT 0.0419 LEBANON UR 3.3584 Total 21.7836	CODE 00979 Value \$18,769,550 LINN CNTY 4.0403 ESD LBL 0.2453 LBCC 0.5447 LEBANON SD 5.6941 LEBANON CTY 5.6439 LEBANON RFD 2.0220 LINN SWTR 0.0000 LEB AQUA CNTR 0.1930 4H EXT 0.0419 LEBANON UR 3.3584 Total 21.7836	CODE 02705 Value \$36,023,236 LINN CNTY 4.2936 ESD WILL 0.2967 CHEM CC 0.8942 CHEM LIB 0.0818 N SANT SD 5.5655 LYONS RFD 1.8201 LINN SWTR 0.0000 4H EXT 0.0520 Total 13.0039	CODE 02710 Value \$91,114,944 LINN CNTY 4.2936 ESD WILL 0.2967 LBCC 0.6771 N SANT SD 5.5655 STAYTON RFD 1.5670 LINN SWTR 0.0000 4H EXT 0.0520 Total 12.4519	CODE 05501 SWEET HOME Value \$401,307,039 LINN CNTY 4.2936 ESD LBL 0.3049 LBCC 0.6771 SW HM SD 6.9872 SW HM CTY 8.6357 SW HM FIRE/AM 1.8763 SW HM CEM 0.2166 LINN SWTR 0.0000 4H EXT 0.0520 Total 23.0434
CODE 00969 Value \$12,264,020 LINN CNTY 4.0403 ESD LBL 0.2453 LBCC 0.5447 LEBANON SD 5.6941 LEBANON CTY 5.6439 LEBANON RFD 2.0220 LINN SWTR 0.0000 LEB AQUA CNTR 0.1930 4H EXT 0.0419 LEBANON UR 3.3584 Total 21.7836	CODE 00974 Value \$1,435,238 LINN CNTY 4.2936 ESD LBL 0.3049 LBCC 0.6771 LEBANON SD 7.0826 SW HM FIRE/AM 1.8763 LINN SWTR 0.0000 LEB AQUA CNTR 0.2400 4H EXT 0.0520 Total 14.5265	CODE 02701 LYONS Value \$74,601,525 LINN CNTY 4.2936 ESD WILL 0.2967 CHEM CC 0.8942 CHEM LIB 0.0818 N SANT SD 5.5655 LYONS CTY 1.8926 LYONS RFD 1.8201 LINN SWTR 0.0000 4H EXT 0.0520 Total 14.8965	CODE 02706 Value \$574,009 LINN CNTY 4.2936 ESD WILL 0.2967 CHEM CC 0.8942 CHEM LIB 0.0818 N SANT SD 5.5655 LYONS SWTR 0.0000 4H EXT 0.0520 Total 11.1838	CODE 02711 Value \$4,244,131 LINN CNTY 4.2936 ESD WILL 0.2967 LBCC 0.6771 N SANT SD 5.5655 SCIO RFD 1.9730 LINN SWTR 0.0000 4H EXT 0.0520 Total 12.8579	CODE 05502 Value \$123,979,206 LINN CNTY 4.2936 ESD LBL 0.3049 LBCC 0.6771 SW HM SD 6.9872 SW HM FIRE/AM 1.8763 SW HM CEM 0.2166 LINN SWTR 0.0000 4H EXT 0.0520 Total 14.4077
CODE 00970 Value \$662,709 LINN CNTY 4.2649 ESD LBL 0.2990 LBCC 0.6639 LEBANON SD 6.9436 LEBANON RFD 2.4208 LINN SWTR 0.0000 LEB AQUA CNTR 0.2353 4H EXT 0.0510 LEBANON UR 0.2410 Total 15.1195	CODE 00975 Value \$1,155,877 LINN CNTY 4.2936 ESD LBL 0.3049 LBCC 0.6771 LEBANON SD 7.0826 SW HM FIRE/AM 1.8763 LINN SWTR 0.0000 LEB AQUA CNTR 0.2400 4H EXT 0.0520 Total 14.5265	CODE 02702 Value \$7,008,478 LINN CNTY 4.2936 ESD WILL 0.2967 CHEM CC 0.8942 CHEM LIB 0.0818 N SANT SD 5.5655 LYONS SWTR 0.0000 4H EXT 0.0520 Total 11.1838	CODE 02707 Value \$115,700 LINN CNTY 4.2936 ESD WILL 0.2967 CHEM CC 0.8942 CHEM LIB 0.0818 N SANT SD 5.5655 LYONS CTY 1.8926 LYONS RFD 1.8201 LINN SWTR 0.0000 4H EXT 0.0520 Total 14.8965	CODE 02713 Value \$844,552 LINN CNTY 4.2936 ESD WILL 0.2967 LBCC 0.6771 N SANT SD 5.5655 LYONS RFD 1.8201 LINN SWTR 0.0000 4H EXT 0.0520 Total 12.7050	CODE 05503 Value \$11,711,480 LINN CNTY 4.2936 ESD LBL 0.3049 LBCC 0.6771 SW HM SD 6.9872 SW HM CEM 0.2166 LINN SWTR 0.0000 4H EXT 0.0520 Total 12.5314

Tax rates are shown in dollars per thousand of taxable value. Rates are before Measure 5 compression.

LINN COUNTY TAX SUMMARY

2014-2015

CODE 05504 Value \$19,727,436 LINN CNTY 4.2936 ESD LBL 0.3049 LBCC 0.6771 SW HM SD 6.9872 LINN S/WTR 0.0000 4H EXT 0.0520 Total 12.3148	CODE 05517 Value \$150,301 LINN CNTY 4.2936 ESD LBL 0.3049 LBCC 0.6771 SW HM SD 6.9872 LEBANON RFD 2.4693 LINN S/WTR 0.0000 4H EXT 0.0520 Total 14.7841	CODE 05525 Value \$3,771,899 LINN CNTY 4.2936 ESD LBL 0.3049 LBCC 0.6771 SW HM SD 6.9872 BRNSVL RFD 2.2135 SW HM AM 0.3500 LINN S/WTR 0.0000 4H EXT 0.0520 Total 14.8783	CODE 09503 Value \$10,194,735 LINN CNTY 4.2936 ESD LBL 0.3049 LBCC 0.6771 SCIO SD 4.5080 LINN S/WTR 0.0000 4H EXT 0.0520 Total 9.8356	CODE 09512 Value \$2,058,756 LINN CNTY 4.2936 ESD LBL 0.3049 LBCC 0.6771 SCIO SD 4.5080 LINN S/WTR 0.0000 4H EXT 0.0520 Total 9.8356	CODE 12703 Value \$32,163,480 LINN CNTY 4.2936 ESD LBL 0.3049 CHEM CC 0.8942 CHEM LIB 0.0818 SANT CAN SD 4.8880 LINN S/WTR 0.0000 4H EXT 0.0520 Total 10.5145
CODE 05506 Value \$108,480,110 LINN CNTY 4.2936 ESD LBL 0.3049 LBCC 0.6771 SW HM SD 6.9872 SW HM FIRE/AM 1.8763 LINN S/WTR 0.0000 4H EXT 0.0520 Total 14.1911	CODE 05518 Value \$267,364 LINN CNTY 4.2936 ESD LBL 0.3049 LBCC 0.6771 SW HM SD 6.9872 LEBANON RFD 2.4693 4H EXT 0.0520 Total 14.7841	CODE 05526 Value \$4,332,309 LINN CNTY 4.2936 ESD LBL 0.3049 LBCC 0.6771 SW HM SD 6.9872 SW HM AM 0.3500 4H EXT 0.0520 Total 12.6648	CODE 09504 Value \$1,414,533 LINN CNTY 4.2936 ESD LBL 0.3049 LBCC 0.6771 SCIO SD 4.5080 SCIO RFD 1.9730 S SANT WTR 1.0044 LINN S/WTR 0.0000 4H EXT 0.0520 Total 12.8130	CODE 09513 Value \$4,431,771 LINN CNTY 4.2936 ESD LBL 0.3049 LBCC 0.6771 SCIO SD 4.5080 SCIO RFD 1.9730 LINN S/WTR 0.0000 4H EXT 0.0520 Total 11.8086	CODE 12704 Value \$19,226,823 LINN CNTY 4.2936 ESD LBL 0.3049 LBCC 0.8942 CHEM CC 0.8942 CHEM LIB 0.0818 SANT CAN SD 4.8880 LYONS RFD 1.8201 LINN S/WTR 0.0000 4H EXT 0.0520 Total 12.3346
CODE 05511 Value \$5,891,639 LINN CNTY 4.2936 ESD LBL 0.3049 LBCC 0.6771 SW HM SD 6.9872 4H EXT 0.0520 Total 12.3148	CODE 05521 Value \$201,000 LINN CNTY 4.2936 ESD LBL 0.3049 LBCC 0.6771 SW HM SD 6.9872 SW HM CTY 8.6357 SW HM CEM 0.2166 LINN S/WTR 0.0000 4H EXT 0.0520 Total 21.1671	CODE 05527 Value \$634,006 LINN CNTY 4.2936 ESD LBL 0.3049 LBCC 0.6771 SW HM SD 6.9872 SW HM AM 0.3500 SW HM CEM 0.2166 4H EXT 0.0520 Total 12.8814	CODE 09507 Value \$1,044,395 LINN CNTY 4.2936 ESD LBL 0.3049 LBCC 0.6771 SCIO SD 4.5080 STAYTON RFD 1.5670 LINN S/WTR 0.0000 4H EXT 0.0520 Total 11.4026	CODE 09514 Value \$8,286,582 LINN CNTY 4.2936 ESD LBL 0.3049 LBCC 0.6771 SCIO SD 4.5080 LYONS RFD 1.8201 LINN S/WTR 0.0000 4H EXT 0.0520 Total 11.6557	CODE 12705 Value \$19,893,059 LINN CNTY 4.2936 ESD LBL 0.3049 CHEM CC 0.8942 CHEM LIB 0.0818 SANT CAN SD 4.8880 GATES RFD 2.3000 LINN S/WTR 0.0000 4H EXT 0.0520 Total 12.8145
CODE 05512 Value \$7,535,816 LINN CNTY 4.2936 ESD LBL 0.3049 LBCC 0.6771 SW HM SD 6.9872 SW HM CEM 0.2166 4H EXT 0.0520 Total 12.5314	CODE 05522 Value \$4,200 LINN CNTY 4.2936 ESD LBL 0.3049 LBCC 0.6771 SW HM SD 6.9872 SW HM CTY 8.6357 SW HM FIRE/AM 1.8763 SW HM CEM 0.2166 4H EXT 0.0520 Total 23.0434	CODE 05528 Value \$87,240 LINN CNTY 4.2936 ESD LBL 0.3049 LBCC 0.6771 SW HM SD 6.9872 SW HM AM 0.3500 MOHAWK RFD 1.9126 LINN S/WTR 0.0000 4H EXT 0.0520 Total 14.5774	CODE 09508 Value \$30,512,487 LINN CNTY 4.2936 ESD LBL 0.3049 LBCC 0.6771 SCIO SD 4.5080 SCIO RFD 1.9730 SANT WTR 0.0000 LINN S/WTR 0.0000 4H EXT 0.0520 Total 11.8086	CODE 09515 Value \$248,340 LINN CNTY 4.2936 ESD LBL 0.3049 LBCC 0.6771 SCIO SD 4.5080 LYONS RFD 1.8201 LINN S/WTR 0.0000 4H EXT 0.0520 Total 11.6557	CODE 12707 GATES Value \$3,467,280 LINN CNTY 4.2936 ESD LBL 0.3049 CHEM CC 0.8942 CHEM LIB 0.0818 SANT CAN SD 4.8880 GATES CTY 0.2824 GATES RFD 2.3000 LINN S/WTR 0.0000 4H EXT 0.0520 Total 13.0969
CODE 05513 Value \$70,953,658 LINN CNTY 4.2936 ESD LBL 0.3049 LBCC 0.6771 SW HM SD 6.9872 SW HM FIRE/AM 1.8763 SW HM CEM 0.2166 4H EXT 0.0520 Total 14.4077	CODE 05523 Value \$560,863 LINN CNTY 4.2936 ESD LBL 0.3049 LBCC 0.6771 SW HM SD 6.9872 SW HM AM 0.3500 SW HM CEM 0.2166 LINN S/WTR 0.0000 4H EXT 0.0520 Total 12.8814	CODE 07901 Value \$72,175 LINN CNTY 4.2936 ESD LANE 0.2232 LANE CC 0.8616 MARCOLA SD 4.6687 LINN S/WTR 0.0000 4H EXT 0.0520 Total 10.0991	CODE 09509 Value \$1,007,125 LINN CNTY 4.2936 ESD LBL 0.3049 LBCC 0.6771 SCIO SD 4.5080 STAYTON RFD 1.5670 SANT WTR 0.0000 LINN S/WTR 0.0000 4H EXT 0.0520 Total 11.4026	CODE 12701 MILL CITY Value \$66,143,211 LINN CNTY 4.2936 ESD LBL 0.3049 CHEM CC 0.8942 CHEM LIB 0.0818 SANT CAN SD 4.8880 MILL CTY 4.1578 MILL CTY RFD 1.8048 LINN S/WTR 0.0000 4H EXT 0.0520 Total 16.4771	CODE 12708 Value \$1,583,243 LINN CNTY 4.2936 ESD LBL 0.3049 CHEM CC 0.8942 CHEM LIB 0.0818 SANT CAN SD 4.8880 IDANHA RFD 2.3392 LINN S/WTR 0.0000 4H EXT 0.0520 Total 12.8537
CODE 05515 Value \$16,920,876 LINN CNTY 4.2936 ESD LBL 0.3049 LBCC 0.6771 SW HM SD 6.9872 SW HM FIRE/AM 1.8763 4H EXT 0.0520 Total 14.1911	CODE 05524 Value \$72,078,213 LINN CNTY 4.2936 ESD LBL 0.3049 LBCC 0.6771 SW HM SD 6.9872 SW HM AM 0.3500 LINN S/WTR 0.0000 4H EXT 0.0520 Total 12.6648	CODE 09502 Value \$169,752,833 LINN CNTY 4.2936 ESD LBL 0.3049 LBCC 0.6771 SCIO SD 4.5080 SCIO RFD 1.9730 LINN S/WTR 0.0000 4H EXT 0.0520 Total 11.8086	CODE 09510 SCIO Value \$40,453,331 LINN CNTY 4.2936 ESD LBL 0.3049 LBCC 0.6771 SCIO SD 4.5080 SCIO CTY 4.9057 SCIO RFD 1.9730 LINN S/WTR 0.0000 4H EXT 0.0520 Total 16.7143	CODE 12702 Value \$28,902,103 LINN CNTY 4.2936 ESD LBL 0.3049 CHEM CC 0.8942 CHEM LIB 0.0818 SANT CAN SD 4.8880 MILL CTY RFD 1.8048 LINN S/WTR 0.0000 4H EXT 0.0520 Total 12.3193	Tax rates are shown in dollars per thousand of taxable value. Rates are before Measure 5 compression.

LINN COUNTY TAX SUMMARY

2014-2015

CODE 12709 IDANHA Value \$3,055,792 LINN CNTY 4.2936 ESD LBL 0.3049 CHEM CC 0.8942 CHEM LIB 0.0818 SANT CAN SD 4.8880 IDANHA CTY 2.5029 IDANHA RFD 2.3392 LINN SWTR 0.0000 4H EXT 0.0520 Total 15.3566	CODE 14015 Value \$3,898,748 LINN CNTY 4.2936 ESD WILL 0.2967 LBCC 0.6771 JEFFRSN SD 4.8468 SCIO RFD 1.9730 JEFFRSN PARK 0.2914 SANT WTR 0.0000 LINN SWTR 0.0000 4H EXT 0.0520 Total 12.4306	CODE 14020 Value \$356,002 LINN CNTY 4.2936 ESD WILL 0.2967 LBCC 0.6771 JEFFRSN SD 4.8468 MILRSBG CTY 1.7000 JEFFRSN RFD 1.1955 JEFFRSN PARK 0.2914 LINN SWTR 0.0000 4H EXT 0.0520 Total 13.3531	CODE 50905 Value \$347,960 LINN CNTY 4.2936 ESD LBL 0.3049 LBCC 0.6771 CORVLS SD 5.9614 CORVLS SD BNDS 1.7886 HLY/SHD RFD 0.9894 LINN SWTR 0.0000 4H EXT 0.0520 Total 14.0670	CODE 55205 Value \$7,440,465 LINN CNTY 4.2936 ESD LBL 0.3049 LBCC 0.6771 C LINN SD 4.6179 TANGENT RFD 2.5739 LINN SWTR 0.0000 4H EXT 0.0520 Total 12.5194	CODE 55211 Value \$3,092,380 LINN CNTY 4.2936 ESD LBL 0.3049 LBCC 0.6771 C LINN SD 4.6179 HARSBG RFD 1.1299 LINN SWTR 0.0000 4H EXT 0.0520 Total 11.0754
CODE 12710 Value \$634,765 LINN CNTY 4.2936 ESD LBL 0.3049 CHEM CC 0.8942 CHEM LIB 0.0818 SANT CAN SD 4.8880 IDANHA CTY 2.5029 LINN SWTR 0.0000 4H EXT 0.0520 Total 13.0174	CODE 14016 Value \$7,989,614 LINN CNTY 4.2936 ESD WILL 0.2967 LBCC 0.6771 JEFFRSN SD 4.8468 JEFFRSN RFD 1.1955 JEFFRSN PARK 0.2914 LINN SWTR 0.0000 4H EXT 0.0520 Total 11.6531	CODE 50901 Value \$116,333,468 LINN CNTY 4.2936 ESD LBL 0.3049 LBCC 0.6771 CORVLS SD 5.9614 CORVLS SD BNDS 1.7886 CORVLS RFD 2.1140 LINN SWTR 0.0000 4H EXT 0.0520 Total 15.1916	CODE 50906 Value \$13,836,094 LINN CNTY 4.2936 ESD LBL 0.3049 LBCC 0.6771 BENTON LIB 0.3947 CORVLS SD 5.9614 CORVLS SD BNDS 1.7886 LINN SWTR 0.0000 4H EXT 0.0520 Total 13.4723	CODE 55206 Value \$2,653,244 LINN CNTY 4.2936 ESD LBL 0.3049 LBCC 0.6771 C LINN SD 4.6179 HARSBG RFD 1.1299 LINN SWTR 0.0000 4H EXT 0.0520 Total 11.0754	CODE 55212 HALSEY Value \$47,499,232 LINN CNTY 4.2936 ESD LBL 0.3049 LBCC 0.6771 C LINN SD 4.6179 HARSBG RFD 1.1299 HALSEY CTY 6.7160 HLY/SHD RFD 0.9894 LINN SWTR 0.0000 4H EXT 0.0520 Total 17.6509
CODE 14012 Value \$417,730 LINN CNTY 4.2936 ESD WILL 0.2967 LBCC 0.6771 JEFFRSN SD 4.8468 SCIO RFD 1.9730 JEFFRSN PARK 0.2914 LINN SWTR 0.0000 4H EXT 0.0520 Total 12.4306	CODE 14017 Value \$5,332,895 LINN CNTY 4.2936 ESD WILL 0.2967 LBCC 0.6771 JEFFRSN SD 4.8468 JEFFRSN RFD 1.1955 JEFFRSN PARK 0.2914 SANT WTR 0.0000 LINN SWTR 0.0000 4H EXT 0.0520 Total 11.6531	CODE 50902 Value \$418,170 LINN CNTY 4.2936 ESD LBL 0.3049 LBCC 0.6771 CORVLS SD 5.9614 CORVLS SD BNDS 1.7886 LINN SWTR 0.0000 4H EXT 0.0520 Total 13.0776	CODE 55202 Value \$1,118,830 LINN CNTY 4.2936 ESD LBL 0.3049 LBCC 0.6771 C LINN SD 4.6179 HALSEY CTY 6.7160 LINN SWTR 0.0000 4H EXT 0.0520 Total 16.6615	CODE 55207 Value \$13,292,562 LINN CNTY 4.2936 ESD LBL 0.3049 LBCC 0.6771 C LINN SD 4.6179 HARSBG RFD 1.1299 LINN SWTR 0.0000 4H EXT 0.0520 Total 9.9455	CODE 55214 Value \$4,468,081 LINN CNTY 4.2936 ESD LBL 0.3049 LBCC 0.6771 C LINN SD 4.6179 HLY/SHD RFD 0.9894 OAKVL CNTR 0.0000 LINN SWTR 0.0000 4H EXT 0.0520 Total 10.9349
CODE 14013 Value \$32,810 LINN CNTY 4.2936 ESD WILL 0.2967 LBCC 0.6771 JEFFRSN SD 4.8468 SCIO RFD 1.9730 JEFFRSN PARK 0.2914 S SANT WTR 1.0044 LINN SWTR 0.0000 4H EXT 0.0520 Total 13.4350	CODE 14018 Value \$2,950,722 LINN CNTY 4.2936 ESD WILL 0.2967 LBCC 0.6771 JEFFRSN SD 4.8468 JEFFRSN RFD 1.1955 JEFFRSN PARK 0.2914 S SANT WTR 1.0044 LINN SWTR 0.0000 4H EXT 0.0520 Total 12.6575	CODE 50903 Value \$8,914,606 LINN CNTY 4.2936 ESD LBL 0.3049 LBCC 0.6771 CORVLS SD 5.9614 CORVLS SD BNDS 1.7886 ALBANY RFD 2.1500 LINN SWTR 0.0000 4H EXT 0.0520 Total 15.2276	CODE 55203 Value \$128,954,439 LINN CNTY 4.2936 ESD LBL 0.3049 LBCC 0.6771 C LINN SD 4.6179 BRNSVL RFD 2.2135 LINN SWTR 0.0000 4H EXT 0.0520 Total 12.1590	CODE 55208 Value \$530,057 LINN CNTY 4.2936 ESD LBL 0.3049 LBCC 0.6771 C LINN SD 4.6179 SW HM FIRE/AM 1.8763 LINN SWTR 0.0000 4H EXT 0.0520 Total 11.8218	CODE 55215 Value \$361,300 LINN CNTY 4.2936 ESD LBL 0.3049 LBCC 0.6771 C LINN SD 4.6179 OAKVL CNTR 0.0000 LINN SWTR 0.0000 4H EXT 0.0520 Total 9.9455
CODE 14014 Value \$136,900 LINN CNTY 4.2936 ESD WILL 0.2967 LBCC 0.6771 JEFFRSN SD 4.8468 JEFFRSN PARK 0.2914 LINN SWTR 0.0000 4H EXT 0.0520 Total 10.4576	CODE 14019 Value \$10,293,879 LINN CNTY 4.2936 ESD WILL 0.2967 LBCC 0.6771 JEFFRSN SD 4.8468 JEFFRSN RFD 1.1955 JEFFRSN PARK 0.2914 DEV/CON WTR 0.1614 LINN SWTR 0.0000 4H EXT 0.0520 Total 11.8145	CODE 50904 Value \$683,646 LINN CNTY 4.2936 ESD LBL 0.3049 LBCC 0.6771 CORVLS SD 5.9614 CORVLS SD BNDS 1.7886 TANGENT RFD 2.5739 LINN SWTR 0.0000 4H EXT 0.0520 Total 15.6515	CODE 55204 Value \$132,731,399 LINN CNTY 4.2936 ESD LBL 0.3049 C LINN SD 4.6179 HLY/SHD RFD 0.9894 LINN SWTR 0.0000 4H EXT 0.0520 Total 10.9349	CODE 55209 Value \$346,548 LINN CNTY 4.2936 ESD LBL 0.3049 LBCC 0.6771 C LINN SD 4.6179 HLY/SHD RFD 0.9894 LINN SWTR 0.0000 4H EXT 0.0520 Total 10.9349	CODE 55219 BROWNSVILLE Value \$91,085,271 LINN CNTY 4.2936 ESD LBL 0.3049 LBCC 0.6771 C LINN SD 4.6179 BRNSVL CTY 10.0049 BRNSVL RFD 2.2135 LINN SWTR 0.0000 4H EXT 0.0520 Total 22.1639
<div style="border: 1px solid black; padding: 5px; width: fit-content; margin: 0 auto;"> Tax rates are shown in dollars per thousand of taxable value. Rates are before Measure 5 compression. </div>			CODE 55210 Value \$24,429,026 LINN CNTY 4.2936 ESD LBL 0.3049 LBCC 0.6771 C LINN SD 4.6179 HLY/SHD RFD 0.9894 LINN SWTR 0.0000 4H EXT 0.0520 Total 10.9349	CODE 55220 Value \$200,257,240 LINN CNTY 4.2936 ESD LBL 0.3049 LBCC 0.6771 C LINN SD 4.6179 HLY/SHD RFD 0.9894 LINN SWTR 0.0000 4H EXT 0.0520 Total 10.9349	

~ District Abbreviations ~

4H EXT	4H Extension Dist	HARSBG SD	Harrisburg School	MILRSBG CTY	Millersburg City
ALBANY CTY	Albany City	HARSBG UR	Harrisburg Redevelop	MOHAWK RFD	Mohawk Valley Rurl Fire
ALBANY RFD	Albany Rural Fire	HLY/SHD RFD	Halsey/Shed Rural Fire	MONROE RFD	Monroe Rural Fire
ALBANY SD	Albany School	IDANHA CTY	Idanha City	MONROE SD	Monroe School
ALBANY UR	Central Albany Revit	IDANHA RFD	Idanha Rural Fire	N LEB WTR	North Lebanon Water
BENTON LIB	Benton Co Library	JEFFRSN PARK	Jefferson Park Rec	N SANT SD	North Santiam School
BRNSVL CTY	Brownsville City	JEFFRSN RFD	Jefferson Rural Fire	OAKVL CNTR	Oak Creek Comm Cntr
BRNSVL RFD	Brownsville Rural Fire	JEFFRSN SD	Jefferson School	S SANT WTR	South Santiam Water
C LINN SD	Central Linn School	LANE CC	Lane CC	SANT CAN SD	Santiam Canyon School
CHEM CC	Chemeketa CC	LBCC	Linn Benton CC	SANT WTR	Santiam Water
CHEM LIB	Chemeketa Library	LEB AQUA CNTR	Lebanon Aquatic Center	SCIO CTY	Scio City
CORVLS RFD	Corvallis Rural Fire	LEBANON UR	Lebanon Urban Renewal	SCIO RFD	Scio Rural Fire
CORVLS SD	Corvallis School	LEBANON CTY	Lebanon City	SCIO SD	Scio School
DEV/CON WTR	Dever Conner Water	LEBANON RFD	Lebanon Rural Fire	SODAVLE CTY	Sodaville City
ESD LANE	Lane ESD	LEBANON SD	Lebanon School	STAYTON RFD	Stayton Rural Fire
ESD LBL	LinnBtnLinc ESD	LINN CNTY	Linn County	SW HM AM	Sweet Home Ambulance
ESD WILL	Willamette Regional ESD	LINN S/WTR	Linn Soil & Water Consvr	SW HM CEM	Sweet Home Cemetary
EUGENE SD	Eugene School	LY/MEH WTR	Lyons/Mehama Water	SW HM CTY	Sweet Home City
GATES CTY	Gates City	LYONS CTY	Lyons City	SW HM FIRE/AM	Sweet Home Fire & Ambul
GATES RFD	Gates Rural Fire	LYONS RFD	Lyons Rural Fire	SW HM SD	Sweet Home School
HALSEY CTY	Halsey City	MARCOLA SD	Marcola School	TANGENT CTY	Tangent City
HARSBG CTY	Harrisburg City	MILL CTY	Mill City	TANGENT RFD	Tangent Rural Fire Dist.
HARSBG RFD	Harrisburg Rural Fire	MILL CTY RFD	Mill City Rural Fire	WTRLOO CTY	Waterloo City

This summary is designed to provide information about the current Assessment and Tax Roll. More detailed or specific information is available from our office, located in room 214 of the County Courthouse at 300 4th Ave SW in Albany.

If you have questions concerning property you own or more general questions about the property tax system, you are welcome to discuss your situation with a member of our staff. If you are eligible for a program to help reduce your property taxes, we will gladly help in any way we can.

Ad valorem taxes are based on the assessed value of your property as of January 1st. Those taxes provide funds for the operation of schools, cities, fire districts, and other miscellaneous taxing districts.

The Assessor does not tax, but values your property through methods prescribed by state law and regulation. The Assessor does not determine the amount of money your taxing district receives. To control spending, you should take an active interest in local budget meetings and elections. You are, in effect, purchasing services with your tax dollars.

Taxes are due and payable in three installments. The first third is due on November 17th, the second third on February 17th, and the final third on May 15th. A three percent discount will be allowed on taxes paid in full on or before November 17th. A two percent discount will be allowed if two-thirds of the total taxes are paid on or before November 17th. No discount will be allowed on taxes paid after November 17th. Interest at a rate of 1-1/3% per month or fraction of a month will be charged on any payment made after the installment due date.

By law this office must credit your property tax payments to the earliest year for which taxes are due on your property. In order to receive a discount on your current year's bill, all prior year's taxes, penalties and interest must first be fully paid.

I, David Swartzlender, Linn County Assessor/Tax Collector, State of Oregon, do hereby certify that the assessed valuations, tax levies and taxes set forth herein contained, are true and correct copies of the originals, as the same appears on file in my office and custody.

David Swartzlender

Linn County Assessor / Tax Collector

Mailing Address:
Linn County Assessment and Taxation
PO Box 100
Albany OR 97321

Location:
Linn County Courthouse, Room 214
Phone: (541) 967-3808

Web Site:
www.co.linn.or.us