



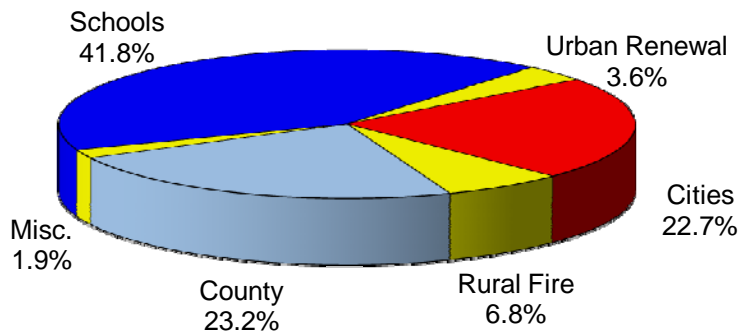
SUMMARY OF ASSESSMENT AND TAX ROLL - LINN COUNTY, OREGON

VALUATION for Tax Year beginning July 1, 2019

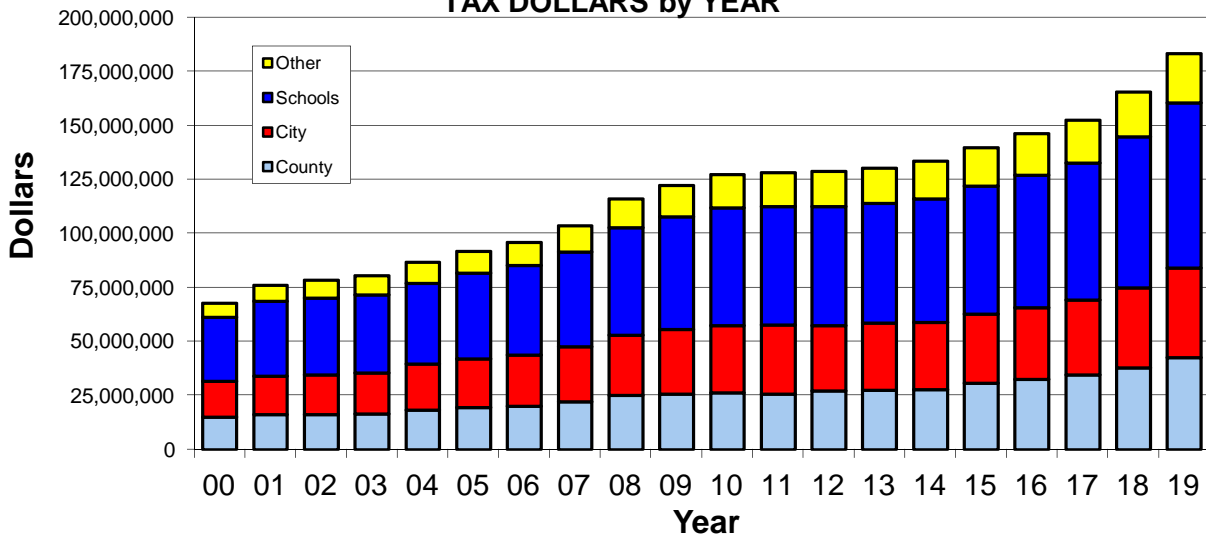
	Real Market Value	Assessed Value	Service Exemption	Taxable Value
Real Property	16,466,010,961	9,698,077,344	37,112,943	9,660,964,401
Manufactured Structures	220,562,370	149,166,587	2,158,711	147,007,876
Personal Property	330,928,150	330,928,150		330,928,150
Public Utilities	524,012,041	490,551,594		490,551,594
<b>Total</b>	<b>17,541,513,522</b>	<b>10,668,723,675</b>	<b>39,271,654</b>	<b>10,629,452,021</b>

Real Market Value (RMV) is an estimate of selling prices.  
 Assessed Value (AV) is the value as calculated under Measure 50.  
 Taxable Value is Assessed Value less Disabled Veteran's and Active Service Exemptions.

DISTRIBUTION of TAX DOLLARS



TAX DOLLARS by YEAR



**LINN COUNTY TAX SUMMARY**

**2019-2020**

**ASSESSMENT & TAXES by DISTRICT**

	REAL MARKET VALUE	TAXABLE VALUE	LESS URBAN RENEWAL	TOTAL VALUE TO COMPUTE TAX RATES	MAXIMUM TAX RATE	TAXES IMPOSED
<b>COUNTY</b>	17,541,513,522	10,629,452,021	461,491,897	10,167,960,124	4.2936	42,530,070.17
<b>CITIES</b>						
Albany	4,919,399,014	3,462,998,107	246,939,463	3,216,058,644	7.4652	25,381,404.02
Brownsville	180,361,659	115,078,388		115,078,388	8.1771	940,997.29
Gates	6,854,269	4,218,305		4,218,305	0.2824	1,191.27
Halsey	91,805,783	60,922,759		60,922,759	6.4490	392,890.92
Harrisburg	349,303,227	235,491,287	28,275,161	207,216,126	3.1073	1,070,754.37
Idanha	7,703,703	4,241,007		4,241,007	2.5029	10,614.88
Lebanon	1,873,534,382	1,261,832,878	179,762,079	1,082,070,799	5.7015	6,695,251.88
Lyons	142,901,560	92,671,973		92,671,973	1.8926	175,390.40
Mill City	123,948,766	79,692,695		79,692,695	4.1578	331,264.53
Millersburg	719,058,378	566,601,936		566,601,936	3.5000	1,983,109.79
Scio	84,974,804	55,804,502		55,804,502	4.9057	273,749.13
Sodaville	30,763,580	17,925,522		17,925,522	0.4552	8,159.75
Sweet Home	741,285,209	492,803,893		492,803,893	10.4357	4,260,989.68
TOTAL						41,525,767.91
<b>RURAL FIRE PROTECTION DISTRICTS</b>						
Albany	659,813,725	343,143,337		343,143,337	2.1500	737,756.89
Brownsville	593,407,147	281,127,321		281,127,321	2.1953	617,156.19
Corvallis	261,868,150	162,485,346		162,485,346	2.1140	343,493.36
Gates	57,925,673	28,287,256		28,287,256	2.3000	65,060.79
Halsey/Shedd	928,311,188	481,525,893		481,525,893	0.9894	476,421.14
Harrisburg	861,086,611	425,416,671	28,320,161	397,096,510	1.9478	796,642.47
Idanha	11,545,055	5,943,971		5,943,971	2.3392	13,902.94
Jefferson	396,300,930	182,377,952		182,377,952	1.5755	287,335.23
Lebanon	3,744,651,997	2,237,326,905	186,216,383	2,051,110,522	2.4535	5,057,514.06
Lyons	382,462,242	227,334,741		227,334,741	1.7745	403,412.16
Mill City	181,774,492	122,267,176		122,267,176	1.6048	196,155.48
Mohawk	201,640	98,140		98,140	2.3247	228.14
Scio	930,140,648	416,286,767		416,286,767	1.8997	790,813.84
Stayton	245,187,282	114,440,464		114,440,464	1.5450	176,809.84
Sw Hm Fire/Am	1,536,845,281	890,517,221		890,517,221	1.7965	1,599,829.75
Sw Hm Am	143,341,851	94,621,146		94,621,146	0.3500	33,117.68
Tangent	609,305,819	361,008,555		361,008,555	2.5739	929,200.01
TOTAL						12,524,849.97
<b>SCHOOL DISTRICTS</b>						
Albany	7,373,744,304	4,963,866,870	246,939,463	4,716,927,407	6.8280	32,362,057.76
Central Linn	1,485,933,642	757,103,981		757,103,981	4.6179	3,389,251.37
Corvallis	270,159,480	165,942,931		165,942,931	7.8175	1,217,719.96
Eugene	22,254,790	13,296,095		13,296,095	8.4583	108,660.19
Harrisburg	852,501,921	418,792,169	28,320,161	390,472,008	6.3475	2,475,392.94
Jefferson	93,469,043	36,420,239		36,420,239	6.2974	224,939.86
Lebanon	4,049,376,503	2,373,457,447	186,232,273	2,187,225,174	6.7858	14,762,276.94
Marcola	308,150	86,013		86,013	6.7276	575.20
N Santiam	576,514,780	317,962,074		317,962,074	5.4122	1,706,015.60
Santiam Can	348,713,880	217,523,106		217,523,106	7.2406	1,552,074.15
Scio	723,660,703	333,257,853		333,257,853	4.5080	1,494,932.22
Sweet Home	1,744,876,326	1,031,743,243		1,031,743,243	6.8807	6,969,420.50
TOTAL						66,263,316.69

**LINN COUNTY TAX SUMMARY**


**2019-2020**

	REAL MARKET VALUE	TAXABLE VALUE	LESS URBAN RENEWAL	TOTAL VALUE TO COMPUTE TAX RATES	MAXIMUM TAX RATE	TAXES IMPOSED
<b>EDUCATIONAL SERVICE DISTRICTS</b>						
Lane	22,562,940	13,382,108		13,382,108	0.2232	2,985.61
Linn Ben Linc	16,848,966,759	10,261,687,600	461,491,897	9,800,195,703	0.3049	2,970,092.61
Willamette	669,983,823	354,382,313		354,382,313	0.2967	103,872.63
TOTAL						3,076,950.85
<b>COMMUNITY COLLEGES and LIBRARIES</b>						
Chemeketa CC	671,103,265	417,710,198		417,710,198	0.8886	366,346.17
Lane CC	875,064,861	432,174,277	28,320,161	403,854,116	0.8410	343,131.30
Linn Benton CC	15,995,345,396	9,779,567,546	433,171,736	9,346,395,810	0.6714	6,285,475.18
Benton Lib	19,924,750	15,321,048		15,321,048	0.3947	6,047.23
Chemeketa Lib	671,103,265	417,710,198		417,710,198	0.0818	34,166.84
TOTAL						7,035,166.72
<b>MISCELLANEOUS DISTRICTS</b>						
4H Extension	17,541,513,522	10,629,452,021	461,491,897	10,167,960,124	0.0700	712,016.70
Dev/Con Wtr	57,495,330	22,003,981		22,003,981	0.1614	3,551.40
Jef Pk Rec	93,469,043	36,420,239		36,420,239	0.2914	10,612.84
Leb Aqua Cntr	4,049,376,503	2,373,457,447	186,232,273	2,187,225,174	0.2400	524,436.05
N Lebanon Wtr	219,926,869	110,103,578		110,103,578	0.1420	15,632.27
Sw Hm Cem	1,240,887,825	758,160,694		758,160,694	0.2166	164,217.68
S Santiam Wtr	47,486,510	16,113,797		16,113,797	1.0044	16,184.72
TOTAL						1,446,651.66
<b>URBAN RENEWAL DISTRICTS</b>						
Albany	4,919,399,014	3,462,998,107		3,462,998,107	0.9320	3,222,232.51
Harrisburg	349,348,227	235,536,287		235,536,287	1.5169	357,144.74
Lebanon II	1,879,383,734	1,264,167,257		1,264,167,257	1.3731	1,730,371.10
Lebanon III	1,895,340,252	1,276,134,830		1,276,134,830	0.3368	426,132.71
Lebanon IV	1,873,534,382	1,261,832,878		1,261,832,878	0.7288	917,256.93
Lebanon Downtown	1,873,534,382	1,261,832,878		1,261,832,878	0.0008	1,007.16
TOTAL						6,654,145.15

**SPECIAL ASSESSMENTS**

DELINQUENT SEWER ASSESSMENTS:

Albany	34,672.62
Brownsville	2,045.22
Lebanon	24,129.81
Sweet Home	32,992.44
Tangent	2,534.75
TOTAL	96,374.84



Forest Patrol	248,353.27
Forest Patrol Surcharge	109,677.50
Little Muddy Creek Water Control	6,633.19
Fertile District Imp Co	3,329.81
Grand Prairie Water Control Dist.	20,091.52
Grand Prairie #2B	175,366.48
Mobile Home Ombudsman Fee	38,856.23
Additional Farmland Tax	143,965.72
Additional Forestland Tax	12,582.17
Delinquent Sewer	96,374.84
Disqualification/Other	1,053,224.78
TOTAL	1,908,455.51
Corrections	17,301.99
Late Filing Penalties	118,600.41

**TOTAL IMPOSED AD VALOREM TAXES AND ASSESSMENTS**

183,101,277.03

**IMPOSED AD VALOREM TAX BY PROPERTY TYPE**

REAL PROPERTY	168,271,330.84
PERSONAL PROPERTY	5,201,403.05
MANUFACTURED STRUCTURES	2,421,348.36
UTILITIES	7,207,194.78
TOTAL	183,101,277.03

LINN COUNTY TAX SUMMARY

2019-2020

CODE 00701	CODE 00708	CODE 00802	CODE 00809	CODE 00817	CODE 00823
<b>HARRISBURG</b>	Value \$32,211,566	Value \$155,759,707	Value \$127,870,806	Value \$28,749,491	Value \$3,847,368
Value \$202,392,721	LINN CNTY 4.1405	LINN CNTY 4.2936	LINN CNTY 4.2936	LINN CNTY 4.2936	LINN CNTY 4.2936
ESD LBL 0.2683	ESD LBL 0.2683	ESD LBL 0.3049	ESD LBL 0.3049	ESD LBL 0.3049	ESD LBL 0.3049
LANE CC 0.7666	LANE CC 0.7666	LBCC 0.6714	LBCC 0.6714	LBCC 0.6714	LBCC 0.6714
HARSBG SD 5.6604	HARSBG SD 5.6604	ALBANY SD 6.8280	ALBANY SD 6.8280	ALBANY SD 6.8280	ALBANY SD 6.8280
HARSBG CTY 4.5469	HARSBG CTY 4.5469	ALBANY RFD 2.1500	JEFFRSN RFD 1.5755	SCIO RFD 1.8997	LEBANON RFD 2.4535
HARSBG RFD 1.8115	HARSBG RFD 1.8115	4H EXT 0.0700	4H EXT 0.0700	4H EXT 0.0700	N LEB WTR 0.1420
4H EXT 0.0616	4H EXT 0.0616	Total 14.3179	Total 13.7434	Total 14.0676	4H EXT 0.0700
HARSBG UR 1.5169	HARSBG UR 1.5169	CODE 00803	CODE 00810	CODE 00818	Total 14.7634
Total 18.7727	Total 18.7727	Value \$11,036,999	Value \$9,980,420	Value \$3,245,046	CODE 00824
CODE 00702	CODE 00709	LINN CNTY 4.2936	LINN CNTY 4.2936	LINN CNTY 4.2936	Value \$7,241,777
Value \$95,990,046	Value \$25,879,909	ESD LBL 0.3049	ESD LBL 0.3049	ESD LBL 0.3049	LINN CNTY 4.2936
ESD LBL 0.3049	ESD LBL 0.3049	LBCC 0.6714	LBCC 0.6714	LBCC 0.6714	ESD LBL 0.3049
LANE CC 0.8410	LANE CC 0.8410	ALBANY SD 6.8280	ALBANY SD 6.8280	ALBANY SD 6.8280	LBCC 0.6714
HARSBG SD 6.3475	HARSBG SD 6.3475	4H EXT 0.0700	JEFFRSN RFD 1.5755	ALBANY RFD 2.1500	ALBANY SD 6.8280
HARSBG RFD 1.9478	HARSBG RFD 1.9478	Total 12.1679	DEV/CON WTR 0.1614	S SANT WTR 1.0044	JEFFRSN RFD 1.5755
4H EXT 0.0700	4H EXT 0.0700	CODE 00804	4H EXT 0.0700	4H EXT 0.0700	S SANT WTR 1.0044
Total 13.8048	Total 13.8048	Value \$54,149,894	Total 13.9048	Total 15.3223	4H EXT 0.0700
CODE 00703	CODE 00710	LINN CNTY 4.2936	CODE 00811	CODE 00819	Total 14.7478
Value \$523,188	Value \$76,004	ESD LBL 0.3049	<b>TANGENT</b>	Value \$420,350	CODE 00825
ESD LBL 0.3049	ESD LBL 0.3049	LBCC 0.6714	Value \$162,268,459	LINN CNTY 4.2936	Value \$6,521,537
LANE CC 0.8410	LANE CC 0.8410	ALBANY SD 6.8280	LINN CNTY 4.2936	ESD LBL 0.3049	LINN CNTY 4.2936
HARSBG SD 6.3475	HARSBG SD 6.3475	ALBANY RFD 2.1500	ESD LBL 0.3049	LBCC 0.6714	ESD LBL 0.3049
BRNSVL RFD 2.1953	BRNSVL RFD 2.1953	4H EXT 0.0700	LBCC 0.6714	ALBANY SD 6.8280	LBCC 0.6714
4H EXT 0.0700	4H EXT 0.0700	Total 14.3179	ALBANY SD 6.8280	SCIO RFD 1.8997	ALBANY SD 6.8280
Total 14.0523	Total 13.8048	CODE 00805	TANGENT CTY 0.0000	S SANT WTR 1.0044	JEFFRSN RFD 1.5755
CODE 00704	CODE 00711	Value \$244,276,545	TANGENT RFD 2.5739	4H EXT 0.0700	4H EXT 0.0700
Value \$2,066,590	Value \$45,000	LINN CNTY 4.2936	4H EXT 0.0700	Total 15.0720	Total 13.7434
ESD LBL 0.3049	ESD LBL 0.3049	ESD LBL 0.3049	Total 14.7418	CODE 00820	CODE 00826
LANE CC 0.8410	LANE CC 0.8410	LBCC 0.6714	CODE 00813	Value \$5,089,304	Value \$102,273,207
HARSBG SD 6.3475	HARSBG SD 6.3475	ALBANY SD 6.8280	Value \$942,000	LINN CNTY 4.2936	LINN CNTY 4.2936
HLY/SHD RFD 0.9894	HLY/SHD RFD 0.9894	MILRSBG CTY 3.5000	LINN CNTY 4.2936	ESD LBL 0.3049	ESD LBL 0.3049
4H EXT 0.0700	4H EXT 0.0700	4H EXT 0.0700	ESD LBL 0.3049	LBCC 0.6714	LBCC 0.6714
Total 12.8464	Total 13.8048	Total 15.6679	ALBANY SD 6.8280	ALBANY SD 6.8280	ALBANY SD 6.8280
CODE 00705	CODE 00712	CODE 00806	ALBANY SD 6.8280	SCIO RFD 1.8997	ALBANY RFD 2.1500
Value \$8,458,920	Value \$887,000	Value \$6,381,500	TANGENT CTY 0.0000	N LEB WTR 0.1420	4H EXT 0.0700
ESD LBL 0.3049	ESD LBL 0.3049	LINN CNTY 4.2936	4H EXT 0.0700	4H EXT 0.0700	Total 14.3179
LANE CC 0.8410	LANE CC 0.8410	ESD LBL 0.3049	Total 12.1679	Total 14.2096	CODE 00827
HARSBG SD 6.3475	HARSBG SD 6.3475	ALBANY SD 6.8280	CODE 00814	CODE 00821	Value \$294,485,365
4H EXT 0.0700	4H EXT 0.0616	Value \$315,503,916	Value \$2,115,741	Value \$13,038,213	LINN CNTY 4.1893
Total 11.8570	Total 13.8048	LINN CNTY 4.2936	LINN CNTY 4.2936	LINN CNTY 4.2936	ESD LBL 0.2876
CODE 00706	CODE 00801	ESD LBL 0.3049	ESD LBL 0.3049	ESD LBL 0.3049	ESD LBL 0.6333
Value \$875,881	Value \$2,410,621,352	LBCC 0.6714	LBCC 0.6714	LBCC 0.6714	LBCC 0.6333
ESD LBL 0.3049	ALBANY	ALBANY SD 6.8280	ALBANY SD 6.8280	ALBANY SD 6.8280	ALBANY SD 6.4403
LANE CC 0.8410	ALBANY	MILRSBG CTY 3.5000	ALBANY SD 6.8280	ALBANY SD 6.8280	ALBANY SD 6.8280
HARSBG SD 6.3475	ALBANY	4H EXT 0.0700	ALBANY SD 6.8280	ALBANY SD 6.8280	ALBANY CTY 7.4588
4H EXT 0.0700	ESD LBL 0.2876	Total 15.6679	ALBANY SD 6.8280	ALBANY SD 6.8280	4H EXT 0.0651
Total 11.8570	LBCC 0.6333	CODE 00807	HLY/SHD RFD 0.9894	ALBANY RFD 2.1500	ALBANY UR 0.9320
CODE 00707	ALBANY SD 6.4403	Value \$315,503,916	4H EXT 0.0700	N LEB WTR 0.1420	Total 20.0064
Value \$49,385,344	ALBANY CTY 7.4588	LINN CNTY 4.2936	Total 13.1573	4H EXT 0.0700	CODE 00828
ESD LBL 0.3049	4H EXT 0.0651	ESD LBL 0.3049	CODE 00815	Total 14.4599	Value \$2,481,759
HARSBG SD 6.3475	ALBANY UR 0.9320	LBCC 0.6714	Value \$1,081,726	CODE 00822	LINN CNTY 4.2936
4H EXT 0.0700	Total 20.0064	Total 15.6679	LINN CNTY 4.2936	Value \$73,937	ESD LBL 0.3049
Total 13.8048	CODE 00808	CODE 00808	ESD LBL 0.3049	LINN CNTY 4.2936	LBCC 0.6714
ALBANY SD 6.4403	Value \$171,539,609	Value \$171,539,609	ALBANY SD 6.8280	ESD LBL 0.3049	ALBANY SD 6.8280
ALBANY CTY 7.4588	LINN CNTY 4.2936	LINN CNTY 4.2936	LEBANON RFD 2.4535	LBCC 0.6714	TANGENT RFD 2.5739
4H EXT 0.0651	ESD LBL 0.3049	ESD LBL 0.3049	4H EXT 0.0700	ALBANY SD 6.8280	4H EXT 0.0700
ESD LBL 0.3049	LBCC 0.6714	LBCC 0.6714	Total 14.6214	N LEB WTR 0.1420	Total 14.7418
LANE CC 0.8410	Total 20.0064	ALBANY SD 6.8280	CODE 00816	4H EXT 0.0700	
HARSBG SD 6.3475	TANGENT RFD 2.5739	TANGENT RFD 2.5739	Value \$16,858,765	Total 12.3099	
HARSBG RFD 1.9478	4H EXT 0.0700	4H EXT 0.0700	LINN CNTY 4.2936		
4H EXT 0.0700	Total 14.7418	Total 14.7418	ESD LBL 0.3049		
Total 13.8048			LBCC 0.6714		
			ALBANY SD 6.8280		
			CORVLS RFD 2.1140		
			4H EXT 0.0700		
			Total 14.2819		

Tax rates are shown in dollars per thousand of taxable value. Rates are before Measure 5 compression.

**LINN COUNTY TAX SUMMARY**

**2019-2020**

<b>CODE 00829</b> Value \$9,002,856 LINN CNTY 4.2936 ESD LBL 0.3049 LBCC 0.6714 ALBANY SD 6.8280 TANGENT RFD 2.5739 4H EXT 0.0700 Total 14.7418	<b>CODE 00840</b> Value \$63,770 LINN CNTY 4.2936 ESD LBL 0.3049 LBCC 0.6714 ALBANY SD 6.8280 MILRSBG CTY 2.5739 4H EXT 0.0700 Total 15.6679	<b>CODE 00903</b> Value \$23,325,782 LINN CNTY 4.2936 ESD LBL 0.3049 LBCC 0.6714 LEBANON SD 6.7858 LEB AQUA CNTR 0.2400 4H EXT 0.0700 Total 12.3657	<b>CODE 00914</b> Value \$18,664,026 LINN CNTY 4.2936 ESD LBL 0.3049 LBCC 0.6714 LEBANON SD 6.7858 LEBANON RFD 2.4535 LEB AQUA CNTR 0.2400 4H EXT 0.0700 Total 14.8192	<b>CODE 00920</b> Value \$547,840 LINN CNTY 4.2936 ESD LBL 0.3049 LBCC 0.6714 LEBANON SD 6.7858 LEBANON RFD 2.4535 N LEB WTR 0.1420 LEB AQUA CNTR 0.2400 4H EXT 0.0700 Total 14.9612	<b>CODE 00925</b> Value \$88,568,868 LINN CNTY 4.1026 ESD LBL 0.2601 LBCC 0.5944 LEBANON SD 5.7872 LEBANON CTY 5.3172 LEBANON RFD 2.1171 LEB AQUA CNTR 0.2048 4H EXT 0.0598 LEBANON UR 2.4395 Total 20.8827
<b>CODE 00830</b> Value \$267,682,518 LINN CNTY 4.1893 ESD LBL 0.2876 LBCC 0.6333 ALBANY SD 6.4403 ALBANY CTY 7.4588 4H EXT 0.0651 ALBANY UR 0.9320 Total 20.0064	<b>CODE 00846</b> Value \$489,105,722 LINN CNTY 4.1893 ESD LBL 0.2876 LBCC 0.6333 ALBANY SD 6.4403 ALBANY CTY 7.4588 4H EXT 0.0651 ALBANY UR 0.9320 Total 20.0064	<b>CODE 00904</b> Value \$17,884,672 <b>SODAVILLE</b> LINN CNTY 4.2936 ESD LBL 0.3049 LBCC 0.6714 LEBANON SD 6.7858 SODAVLE CTY 0.4552 LEBANON RFD 2.4535 LEB AQUA CNTR 0.2400 4H EXT 0.0700 Total 15.2744	<b>CODE 00916</b> Value \$16,571,924 LINN CNTY 4.1026 ESD LBL 0.2601 LBCC 0.5944 LEBANON SD 5.7872 LEBANON CTY 5.3172 LEBANON RFD 2.1171 N LEB WTR 0.1420 LEB AQUA CNTR 0.2048 4H EXT 0.0598 LEBANON UR 2.4395 Total 21.0247	<b>CODE 00921</b> Value \$3,625,296 LINN CNTY 4.1026 ESD LBL 0.2601 LBCC 0.5944 LEBANON SD 5.7872 LEBANON CTY 5.3172 LEBANON RFD 2.1171 LEB AQUA CNTR 0.2048 4H EXT 0.0598 LEBANON UR 2.4395 Total 20.8827	<b>CODE 00926</b> Value \$2,000 LINN CNTY 4.1026 ESD LBL 0.2601 LBCC 0.5944 LEBANON SD 5.7872 LEBANON CTY 5.3172 LEBANON RFD 2.1171 LEB AQUA CNTR 0.2048 4H EXT 0.0598 LEBANON UR 2.1031 Total 18.4292
<b>CODE 00833</b> Value \$1,525,651 LINN CNTY 4.2936 ESD LBL 0.3049 LBCC 0.6714 ALBANY SD 6.8280 TANGENT RFD 2.5739 4H EXT 0.0700 Total 14.7418	<b>CODE 00847</b> Value \$791,970 LINN CNTY 4.1893 ESD LBL 0.2876 LBCC 0.6333 ALBANY SD 6.4403 ALBANY CTY 7.4588 4H EXT 0.0651 ALBANY UR 0.9320 Total 20.0064	<b>CODE 00905</b> <b>LEBANON</b> Value \$735,013,455 LINN CNTY 4.1026 ESD LBL 0.2601 LBCC 0.5944 LEBANON SD 5.7872 LEBANON CTY 5.3172 LEBANON RFD 2.1171 LEB AQUA CNTR 0.2048 4H EXT 0.0598 LEBANON UR 2.4395 Total 20.8827	<b>CODE 00917</b> Value \$35,079,536 LINN CNTY 4.1026 ESD LBL 0.2601 LBCC 0.5944 LEBANON SD 5.7872 LEBANON CTY 5.3172 LEBANON RFD 2.1171 LEB AQUA CNTR 0.2048 4H EXT 0.0598 LEBANON UR 2.4395 Total 20.8827	<b>CODE 00922</b> Value \$334,143 LINN CNTY 4.1026 ESD LBL 0.2601 LBCC 0.5944 LEBANON SD 5.7872 LEBANON CTY 5.3172 LEBANON RFD 2.1171 N LEB WTR 0.1420 LEB AQUA CNTR 0.2048 4H EXT 0.0598 LEBANON UR 2.4395 Total 21.0247	<b>CODE 00927</b> Value \$1,157,811 LINN CNTY 4.1879 ESD LBL 0.2796 LBCC 0.6298 LEBANON SD 6.2223 LEBANON RFD 2.2658 LEB AQUA CNTR 0.2201 4H EXT 0.0642 LEBANON UR 0.9495 Total 14.8192
<b>CODE 00834</b> Value \$29,860,535 LINN CNTY 4.2936 ESD LBL 0.3049 LBCC 0.6714 ALBANY SD 6.8280 HLY/SHD RFD 0.9894 4H EXT 0.0700 Total 13.1573	<b>CODE 00848</b> Value \$311,180 LINN CNTY 4.1893 ESD LBL 0.2876 LBCC 0.6333 ALBANY SD 6.4403 ALBANY CTY 7.4588 4H EXT 0.0651 ALBANY UR 0.9320 Total 20.0064	<b>CODE 00907</b> Value \$3,913,622 LINN CNTY 4.2936 ESD LBL 0.3049 LBCC 0.6714 LEBANON SD 6.7858 LEBANON RFD 2.4535 N LEB WTR 0.1420 LEB AQUA CNTR 0.2400 4H EXT 0.0700 Total 14.9612	<b>CODE 00918</b> Value \$35,818,985 LINN CNTY 4.2936 ESD LBL 0.3049 LBCC 0.6714 LEBANON SD 6.7858 LEBANON RFD 2.4535 LEB AQUA CNTR 0.2400 4H EXT 0.0700 Total 14.8192	<b>CODE 00923</b> Value \$210,854 LINN CNTY 4.1026 ESD LBL 0.2601 LBCC 0.5944 LEBANON SD 5.7872 LEBANON CTY 5.3172 LEBANON RFD 2.1171 LEB AQUA CNTR 0.2048 4H EXT 0.0598 LEBANON UR 2.1031 Total 18.4292	<b>CODE 00928</b> Value \$10,000 LINN CNTY 4.1879 ESD LBL 0.2796 LBCC 0.6298 LEBANON SD 6.2223 LEB AQUA CNTR 0.2201 4H EXT 0.0642 LEBANON UR 0.9495 Total 12.3657
<b>CODE 00835</b> Value \$7,334,175 LINN CNTY 4.2936 ESD LBL 0.3049 LBCC 0.6714 ALBANY SD 6.8280 CORVLS RFD 2.1140 4H EXT 0.0700 Total 14.2819	<b>CODE 00901</b> Value \$40,850 LINN CNTY 4.2936 ESD LBL 0.3049 LBCC 0.6714 LEBANON SD 6.7858 LEBANON RFD 2.4535 N LEB WTR 0.1420 LEB AQUA CNTR 0.2400 4H EXT 0.0700 SODAVLE CTY 0.4552 LEB AQUA CNTR 0.2400 4H EXT 0.0700 Total 12.8209	<b>CODE 00908</b> Value \$26,042,688 LINN CNTY 4.2936 ESD LBL 0.3049 LBCC 0.6714 LEBANON SD 6.7858 SCIO RFD 1.8997 LEB AQUA CNTR 0.2400 4H EXT 0.0700 Total 14.2654	<b>CODE 00919</b> Value \$219,901 LINN CNTY 4.2936 ESD LBL 0.3049 LBCC 0.6714 LEBANON SD 6.7858 LEB AQUA CNTR 0.2400 4H EXT 0.0700 Total 12.3657	<b>CODE 00924</b> Value \$15,000 LINN CNTY 4.1026 ESD LBL 0.2601 LBCC 0.5944 LEBANON SD 5.7872 LEBANON CTY 5.3172 LEBANON RFD 2.1171 LEB AQUA CNTR 0.2048 4H EXT 0.0598 LEBANON UR 2.1031 Total 18.4292	<b>CODE 00931</b> Value \$15,453,333 LINN CNTY 4.1026 ESD LBL 0.2601 LBCC 0.5944 LEBANON SD 5.7872 LEBANON CTY 5.3172 LEBANON RFD 2.1171 LEB AQUA CNTR 0.2048 4H EXT 0.0598 LEBANON UR 2.4395 Total 20.8827
<b>CODE 00836</b> Value \$333,700 LINN CNTY 4.2936 ESD LBL 0.3049 LBCC 0.6714 ALBANY SD 6.8280 4H EXT 0.0700 Total 12.1679	<b>CODE 00902</b> Value \$622,909,280 LINN CNTY 4.2936 ESD LBL 0.3049 LBCC 0.6714 LEBANON SD 6.7858 LEBANON RFD 2.4535 LEB AQUA CNTR 0.2400 4H EXT 0.0700 Total 14.8192	<b>CODE 00909</b> Value \$881,886 LINN CNTY 4.2936 ESD LBL 0.3049 LBCC 0.6714 LEBANON SD 6.7858 LEB AQUA CNTR 0.2400 4H EXT 0.0700 Total 12.3657	Tax rates are shown in dollars per thousand of taxable value. Rates are before Measure 5 compression.		

**LINN COUNTY TAX SUMMARY**

**2019-2020**

<b>CODE 00932</b> Value \$5,305,669 LINN CNTY 4.2936 ESD LBL 0.3049 LBCC 0.6714 LEBANON SD 6.7858 BRNSVL RFD 2.1953 LEB AQUA CNTR 0.2400 4H EXT 0.0700 Total 14.5610	<b>CODE 00939</b> Value \$3,580,502 LINN CNTY 4.2936 ESD LBL 0.3049 LBCC 0.6714 LEBANON SD 6.7858 SCIO RFD 1.8997 N LEB WTR 0.1420 LEB AQUA CNTR 0.2400 4H EXT 0.0700 Total 14.4074	<b>CODE 00944</b> Value \$19,640,597 LINN CNTY 4.2936 ESD LBL 0.3049 LBCC 0.6714 LEBANON SD 6.7858 SCIO RFD 1.8997 LEB AQUA CNTR 0.2400 4H EXT 0.0700 Total 14.2654	<b>CODE 00949</b> Value \$421,810 LINN CNTY 4.1026 ESD LBL 0.2601 LBCC 0.5944 LEBANON SD 5.7872 LEBANON CTY 5.3172 LEBANON RFD 2.1171 N LEB WTR 0.1420 LEB AQUA CNTR 0.2048 4H EXT 0.0598 LEBANON UR 2.4395 Total 21.0247	<b>CODE 00954</b> Value \$79,399,979 LINN CNTY 4.1026 ESD LBL 0.2601 LBCC 0.5944 LEBANON SD 5.7872 LEBANON CTY 5.3172 LEBANON RFD 2.1171 LEB AQUA CNTR 0.2048 4H EXT 0.0598 LEBANON UR 2.4395 Total 20.8827	<b>CODE 00963</b> Value \$5,302 LINN CNTY 4.2936 ESD LBL 0.3049 LBCC 0.6714 LEBANON SD 6.7858 N LEB WTR 0.1420 LEB AQUA CNTR 0.2400 4H EXT 0.0700 Total 12.5077
<b>CODE 00933</b> Value \$34,483,897 LINN CNTY 4.2936 ESD LBL 0.3049 LBCC 0.6714 LEBANON SD 6.7858 LEBANON RFD 2.4535 LEB AQUA CNTR 0.2400 4H EXT 0.0700 Total 14.8192	<b>CODE 00940</b> Value \$120,544,432 LINN CNTY 4.2936 ESD LBL 0.3049 LBCC 0.6714 LEBANON SD 6.7858 LEBANON RFD 2.4535 LEB AQUA CNTR 0.2400 4H EXT 0.0700 Total 14.8192	<b>CODE 00945</b> Value \$5,346,551 LINN CNTY 4.2936 ESD LBL 0.3049 LBCC 0.6714 LEBANON SD 6.7858 LEB AQUA CNTR 0.2400 4H EXT 0.0700 Total 12.3657	<b>CODE 00950</b> Value \$6,851,335 LINN CNTY 4.2936 ESD LBL 0.3049 LBCC 0.6714 LEBANON SD 6.7858 LEB AQUA CNTR 0.2400 4H EXT 0.0700 Total 12.3657	<b>CODE 00955</b> Value \$36,000 LINN CNTY 4.1879 ESD LBL 0.2796 LBCC 0.6298 LEBANON SD 6.2223 LEB AQUA CNTR 0.2201 4H EXT 0.0642 LEBANON UR 0.7618 Total 12.3657	<b>CODE 00964</b> Value \$1,364,259 LINN CNTY 4.2936 ESD LBL 0.3049 LBCC 0.6714 LEBANON SD 6.7858 LEBANON RFD 2.4535 LEB AQUA CNTR 0.2400 4H EXT 0.0700 Total 14.8192
<b>CODE 00934</b> Value \$7,051,501 LINN CNTY 4.2936 ESD LBL 0.3049 LBCC 0.6714 LEBANON SD 6.7858 LEBANON RFD 2.4535 LEB AQUA CNTR 0.2400 4H EXT 0.0700 Total 14.8192	<b>CODE 00941</b> Value \$4,917,758 LINN CNTY 4.2936 ESD LBL 0.3049 LBCC 0.6714 LEBANON SD 6.7858 LEBANON RFD 2.4535 N LEB WTR 0.1420 LEB AQUA CNTR 0.2400 4H EXT 0.0700 Total 14.9612	<b>CODE 00946</b> Value \$28,699,296 LINN CNTY 4.2936 ESD LBL 0.3049 LBCC 0.6714 LEBANON SD 6.7858 LEB AQUA CNTR 0.2400 4H EXT 0.0700 Total 14.8192	<b>CODE 00951</b> Value \$13,880 LINN CNTY 4.2936 ESD LBL 0.3049 LBCC 0.6714 LEBANON SD 6.7858 LEBANON RFD 2.4535 N LEB WTR 0.1420 LEB AQUA CNTR 0.2400 4H EXT 0.0700 Total 14.9612	<b>CODE 00956</b> Value \$6,000 LINN CNTY 4.1026 ESD LBL 0.2601 LBCC 0.5944 LEBANON SD 5.7872 LEBANON CTY 5.3172 LEB AQUA CNTR 0.2048 4H EXT 0.0598 LEBANON UR 2.1031 Total 18.4292	<b>CODE 00965</b> Value \$4,044,650 LINN CNTY 4.2936 ESD LBL 0.3049 LBCC 0.6714 LEBANON SD 6.7858 ALBANY RFD 2.1500 LEB AQUA CNTR 0.2400 4H EXT 0.0700 Total 14.5157
<b>CODE 00935</b> Value \$291,820 LINN CNTY 4.2936 ESD LBL 0.3049 LBCC 0.6714 LEBANON SD 6.7858 LEBANON RFD 2.4535 N LEB WTR 0.1420 LEB AQUA CNTR 0.2400 4H EXT 0.0700 Total 14.9612	<b>CODE 00942</b> Value \$8,066,144 LINN CNTY 4.2936 ESD LBL 0.3049 LBCC 0.6714 LEBANON SD 6.7858 LEBANON RFD 2.4535 LEB AQUA CNTR 0.2400 4H EXT 0.0700 Total 12.3657	<b>CODE 00947</b> Value \$163,003,278 LINN CNTY 4.1026 ESD LBL 0.2601 LBCC 0.5944 LEBANON SD 5.7872 LEBANON CTY 5.3172 LEBANON RFD 2.1171 LEB AQUA CNTR 0.2048 4H EXT 0.0598 LEBANON UR 2.4395 Total 20.8827	<b>CODE 00952</b> Value \$297,090 LINN CNTY 4.1026 ESD LBL 0.2601 LBCC 0.5944 LEBANON SD 5.7872 LEBANON CTY 5.3172 LEBANON RFD 2.1171 N LEB WTR 0.1420 LEB AQUA CNTR 0.2048 LEBANON UR 2.4395 Total 21.0247	<b>CODE 00957</b> <b>WATERLOO</b> Value \$11,674,438 LINN CNTY 4.2936 ESD LBL 0.3049 LBCC 0.6714 LEBANON SD 6.7858 LEBANON CTY 0.0000 LEBANON RFD 2.4535 LEB AQUA CNTR 0.2400 4H EXT 0.0700 Total 14.8192	<b>CODE 00966</b> Value \$889,873 LINN CNTY 4.2936 ESD LBL 0.3049 LBCC 0.6714 LEBANON SD 6.7858 TANGENT RFD 2.5739 LEB AQUA CNTR 0.2400 4H EXT 0.0700 Total 14.9396
<b>CODE 00936</b> Value \$423,710 LINN CNTY 4.2936 ESD LBL 0.3049 LBCC 0.6714 LEBANON SD 6.7858 LEB AQUA CNTR 0.2400 4H EXT 0.0700 Total 12.3657	<b>CODE 00943</b> Value \$49,120 LINN CNTY 4.1026 ESD LBL 0.2601 LBCC 0.5944 LEBANON SD 5.7872 LEBANON CTY 5.3172 LEBANON RFD 2.1171 N LEB WTR 0.1420 LEB AQUA CNTR 0.2048 4H EXT 0.0598 Total 14.9612	<b>CODE 00948</b> Value \$57,109,945 LINN CNTY 4.2936 ESD LBL 0.3049 LBCC 0.6714 LEBANON SD 6.7858 LEBANON RFD 2.4535 N LEB WTR 0.1420 LEB AQUA CNTR 0.2400 4H EXT 0.0700 Total 14.9612	<b>CODE 00953</b> Value \$1,130,568 LINN CNTY 4.1879 ESD LBL 0.2796 LBCC 0.6298 LEBANON SD 6.2223 LEBANON RFD 2.2658 LEB AQUA CNTR 0.2201 4H EXT 0.0642 LEBANON UR 0.9495 Total 14.8192	<b>CODE 00960</b> Value \$403,416 LINN CNTY 4.2936 ESD LBL 0.3049 LBCC 0.6714 LEBANON SD 6.7858 LEB AQUA CNTR 0.2400 4H EXT 0.0700 Total 12.3657	<b>CODE 00967</b> Value \$623,191 LINN CNTY 4.2936 ESD LBL 0.3049 LBCC 0.6714 LEBANON SD 6.7858 TANGENT RFD 2.5739 LEB AQUA CNTR 0.2400 4H EXT 0.0700 Total 14.9396
<b>CODE 00938</b> Value \$16,948,774 LINN CNTY 4.2936 ESD LBL 0.3049 LBCC 0.6714 LEBANON SD 6.7858 SCIO RFD 1.8997 LEB AQUA CNTR 0.2400 4H EXT 0.0700 Total 14.2654	<b>CODE 00949</b> Value \$16,948,774 LINN CNTY 4.2936 ESD LBL 0.3049 LBCC 0.6714 LEBANON SD 6.7858 SCIO RFD 1.8997 LEB AQUA CNTR 0.2400 4H EXT 0.0700 Total 14.2654	<b>CODE 00954</b> Value \$16,948,774 LINN CNTY 4.2936 ESD LBL 0.3049 LBCC 0.6714 LEBANON SD 6.7858 SCIO RFD 1.8997 LEB AQUA CNTR 0.2400 4H EXT 0.0700 Total 14.2654	<b>CODE 00955</b> Value \$16,948,774 LINN CNTY 4.2936 ESD LBL 0.3049 LBCC 0.6714 LEBANON SD 6.7858 SCIO RFD 1.8997 LEB AQUA CNTR 0.2400 4H EXT 0.0700 Total 14.2654	<b>CODE 00960</b> Value \$16,948,774 LINN CNTY 4.2936 ESD LBL 0.3049 LBCC 0.6714 LEBANON SD 6.7858 SCIO RFD 1.8997 LEB AQUA CNTR 0.2400 4H EXT 0.0700 Total 14.2654	<b>CODE 00968</b> Value \$13,643,232 LINN CNTY 4.2643 ESD LBL 0.2988 LBCC 0.6580 LEBANON SD 6.6496 LEBANON RFD 2.4043 LEB AQUA CNTR 0.2352 4H EXT 0.0686 LEBANON UR 0.2404 Total 14.8192

Tax rates are shown in dollars per thousand of taxable value. Rates are before Measure 5 compression.

**LINN COUNTY TAX SUMMARY**

**2019-2020**

<b>CODE 00969</b> Value \$14,093,920	<b>CODE 00975</b> Value \$1,553,097	<b>CODE 00980</b> Value \$25,128,958	<b>CODE 02705</b> Value \$46,373,023	<b>CODE 02712</b> Value \$132,000	<b>CODE 05503</b> Value \$6,688,213
LINN CNTY 4.1026	LINN CNTY 4.2936	LINN CNTY 4.1026	LINN CNTY 4.2936	LINN CNTY 4.2936	LINN CNTY 4.2936
ESD LBL 0.2601	ESD LBL 0.3049	ESD LBL 0.2601	ESD WILL 0.2967	ESD WILL 0.2967	ESD LBL 0.3049
LBCC 0.5944	LBCC 0.6714	LBCC 0.5944	CHEM CC 0.8886	LBCC 0.6714	LBCC 0.6714
LEBANON SD 5.7872	LEBANON SD 6.7858	LEBANON SD 5.7872	CHEM LIB 0.0818	N SANT SD 5.4122	SW HM SD 6.8807
LEBANON CTY 5.3172	SW HM FIRE/AM 1.7965	LEBANON CTY 5.3172	N SANT SD 5.4122	4H EXT 0.0700	SW HM CEM 0.2166
LEBANON RFD 2.1171	LEB AQUA CNTR 0.2400	LEBANON RFD 2.1171	LYONS RFD 1.7745	Total 10.7439	4H EXT 0.0700
LEB AQUA CNTR 0.2048	4H EXT 0.0598	LEB AQUA CNTR 0.2048	4H EXT 0.0700	<b>CODE 02713</b>	Total 12.4372
4H EXT 0.0598	Total 14.1622	4H EXT 0.0598	Total 12.8174	Value \$978,182	<b>CODE 05504</b>
LEBANON UR 2.4395	<b>CODE 00977</b>	LEBANON UR 2.4395	<b>CODE 02706</b>	LINN CNTY 4.2936	Value \$13,315,444
Total 20.8827	Value \$10,854,944	Total 20.8827	Value \$6,268	ESD WILL 0.2967	LINN CNTY 4.2936
<b>CODE 00970</b>	LINN CNTY 4.1026	<b>CODE 02701</b>	LINN CNTY 4.2936	LBCC 0.6714	ESD LBL 0.3049
Value \$658,720	ESD LBL 0.2601	<b>LYONS</b>	ESD WILL 0.2967	N SANT SD 5.4122	LBCC 0.6714
LINN CNTY 4.2643	LBCC 0.5944	Value \$92,222,073	CHEM CC 0.8886	LYONS RFD 1.7745	SW HM SD 6.8807
ESD LBL 0.2988	LEBANON SD 5.7872	LINN CNTY 4.2936	CHEM LIB 0.0818	4H EXT 0.0700	4H EXT 0.0700
LBCC 0.6580	LEBANON CTY 5.3172	ESD WILL 0.2967	N SANT SD 5.4122	Total 12.5184	Total 12.2206
LEBANON SD 6.6496	LEBANON RFD 2.1171	CHEM CC 0.8886	4H EXT 0.0700	<b>CODE 02714</b>	<b>CODE 05506</b>
LEBANON RFD 2.4043	LEB AQUA CNTR 0.2048	CHEM LIB 0.0818	Total 11.0429	Value \$1,553,635	Value \$138,138,217
LEB AQUA CNTR 0.2352	4H EXT 0.0598	N SANT SD 5.4122	<b>CODE 02707</b>	LINN CNTY 4.2936	LINN CNTY 4.2936
4H EXT 0.0686	LEBANON UR 2.4395	LYONS CTY 1.8926	Value \$190,000	ESD WILL 0.2967	ESD LBL 0.3049
LEBANON UR 0.2404	Total 20.8827	LYONS RFD 1.7745	LINN CNTY 4.2936	LBCC 0.6714	LBCC 0.6714
Total 14.8192	<b>CODE 00978</b>	4H EXT 0.0700	ESD WILL 0.2967	N SANT SD 5.4122	SW HM SD 6.8807
<b>CODE 00972</b>	Value \$5,520,330	Total 14.7100	CHEM CC 0.8886	STAYTON RFD 1.5450	SW HM FIRE/AM 1.7965
Value \$2,084,070	LINN CNTY 4.1026	<b>CODE 02702</b>	CHEM LIB 0.0818	SANT WTR 0.0000	4H EXT 0.0700
LINN CNTY 4.1026	ESD LBL 0.2601	Value \$4,848,321	N SANT SD 5.4122	4H EXT 0.0700	Total 14.0171
ESD LBL 0.2601	LBCC 0.5944	LINN CNTY 4.2936	LYONS CTY 1.8926	Total 12.2889	<b>CODE 05511</b>
LBCC 0.5944	LEBANON SD 5.7872	ESD WILL 0.2967	LYONS RFD 1.7745	<b>CODE 04001</b>	Value \$4,885,297
LEBANON SD 5.7872	LEBANON CTY 5.3172	CHEM CC 0.8886	4H EXT 0.0700	Value \$13,296,095	LINN CNTY 4.2936
LEBANON CTY 5.3172	LEBANON RFD 2.1171	CHEM LIB 0.0818	Total 14.7100	LINN CNTY 4.2936	ESD LBL 0.3049
LEBANON RFD 2.1171	LEB AQUA CNTR 0.2048	N SANT SD 5.4122	<b>CODE 02709</b>	ESD LANE 0.2232	LBCC 0.6714
LEB AQUA CNTR 0.2048	4H EXT 0.0598	4H EXT 0.0700	Value \$259,900	LANE CC 0.8410	SW HM SD 6.8807
4H EXT 0.0598	LEBANON UR 2.4395	Total 11.0429	LINN CNTY 4.2936	EUGENE SD 8.4583	4H EXT 0.0700
LEBANON UR 2.4395	Total 20.8827	<b>CODE 02703</b>	ESD WILL 0.2967	HARSBG RFD 1.9478	Total 12.2206
Total 20.8827	<b>CODE 00979</b>	Value \$55,795,970	CHEM CC 0.8886	4H EXT 0.0700	<b>CODE 05512</b>
<b>CODE 00973</b>	Value \$47,511,590	LINN CNTY 4.2936	CHEM LIB 0.0818	Total 15.8339	Value \$4,204,853
Value \$18,587,380	LINN CNTY 4.1026	ESD WILL 0.2967	N SANT SD 5.4122	<b>CODE 05501</b>	LINN CNTY 4.2936
LINN CNTY 4.1026	ESD LBL 0.2601	CHEM CC 0.8886	LYONS CTY 1.8926	<b>SWEET HOME</b>	ESD LBL 0.3049
ESD LBL 0.2601	LBCC 0.5944	CHEM LIB 0.0818	4H EXT 0.0700	Value \$492,544,893	LBCC 0.6714
LBCC 0.5944	LEBANON SD 5.7872	N SANT SD 5.4122	Total 12.9355	LINN CNTY 4.2936	SW HM SD 6.8807
LEBANON SD 5.7872	LEBANON CTY 5.3172	LYONS RFD 1.7745	<b>CODE 02710</b>	ESD LBL 0.3049	SW HM CEM 0.2166
LEBANON CTY 5.3172	LEBANON RFD 2.1171	4H EXT 0.0700	Value \$109,994,154	LBCC 0.6714	4H EXT 0.0700
LEBANON RFD 2.1171	LEB AQUA CNTR 0.2048	Total 12.8174	LINN CNTY 4.2936	SW HM SD 6.8807	Total 12.4372
LEB AQUA CNTR 0.2048	4H EXT 0.0598	<b>CODE 02704</b>	ESD WILL 0.2967	SW HM CTY 10.4357	<b>CODE 05513</b>
4H EXT 0.0598	LEBANON UR 2.4395	Value \$491,537	LBCC 0.6714	SW HM FIRE/AM 1.7965	Value \$91,319,969
LEBANON UR 2.4395	Total 20.8827	LINN CNTY 4.2936	N SANT SD 5.4122	SW HM CEM 0.2166	LINN CNTY 4.2936
Total 20.8827	<b>CODE 00974</b>	ESD WILL 0.2967	STAYTON RFD 1.5450	4H EXT 0.0700	ESD LBL 0.3049
<b>CODE 00974</b>	Value \$1,694,026	CHEM CC 0.8886	4H EXT 0.0700	Total 24.6694	LBCC 0.6714
Value \$1,694,026	LINN CNTY 4.2936	CHEM LIB 0.0818	Total 12.2889	<b>CODE 05502</b>	SW HM SD 6.8807
LINN CNTY 4.2936	ESD LBL 0.3049	N SANT SD 5.4122	<b>CODE 02711</b>	Value \$161,752,793	SW HM FIRE/AM 1.7965
ESD LBL 0.3049	LBCC 0.6714	STAYTON RFD 1.5450	Value \$5,117,011	LINN CNTY 4.2936	SW HM CEM 0.2166
LBCC 0.6714	LEBANON SD 6.7858	4H EXT 0.0700	LINN CNTY 4.2936	ESD LBL 0.3049	4H EXT 0.0700
LEBANON SD 6.7858	SW HM FIRE/AM 1.7965	Total 12.5879	ESD WILL 0.2967	LBCC 0.6714	Total 14.2337
SW HM FIRE/AM 1.7965	LEB AQUA CNTR 0.2400		LBCC 0.6714	SW HM SD 6.8807	
LEB AQUA CNTR 0.2400	4H EXT 0.0700		N SANT SD 5.4122	SW HM FIRE/AM 1.7965	
4H EXT 0.0700	Total 14.1622		SCIO RFD 1.8997	SW HM CEM 0.2166	
Total 14.1622			4H EXT 0.0700	4H EXT 0.0700	
			Total 12.6436	Total 14.2337	

Tax rates are shown in dollars per thousand of taxable value. Rates are before Measure 5 compression.



**LINN COUNTY TAX SUMMARY**

**2019-2020**

<b>CODE 05515</b> Value \$23,518,228 LINN CNTY 4.2936 ESD LBL 0.3049 LBCC 0.6714 SW HM SD 6.8807 SW HM FIRE/AM 1.7965 4H EXT 0.0700 Total 14.0171	<b>CODE 05524</b> Value \$83,196,010 LINN CNTY 4.2936 ESD LBL 0.3049 LBCC 0.6714 SW HM SD 6.8807 SW HM AM 0.3500 4H EXT 0.0700 Total 12.5706	<b>CODE 09502</b> Value \$209,389,773 LINN CNTY 4.2936 ESD LBL 0.3049 LBCC 0.6714 SCIO SD 4.5080 SCIO RFD 1.8997 4H EXT 0.0700 Total 11.7476	<b>CODE 09510</b> <b>SCIO</b> Value \$55,804,502 LINN CNTY 4.2936 ESD LBL 0.3049 LBCC 0.6714 SCIO SD 4.5080 SCIO CTY 4.9057 SCIO RFD 1.8997 4H EXT 0.0700 Total 16.6533	<b>CODE 12702</b> Value \$43,257,162 LINN CNTY 4.2936 ESD LBL 0.3049 CHEM CC 0.8886 CHEM LIB 0.0818 SANT CAN SD 7.2406 MILL CTY RFD 1.6048 4H EXT 0.0700 Total 14.4843	<b>CODE 12708</b> Value \$2,119,302 LINN CNTY 4.2936 ESD LBL 0.3049 CHEM CC 0.8886 CHEM LIB 0.0818 SANT CAN SD 7.2406 IDANHA RFD 2.3392 4H EXT 0.0700 Total 15.2187
<b>CODE 05517</b> Value \$174,611 LINN CNTY 4.2936 ESD LBL 0.3049 LBCC 0.6714 SW HM SD 6.8807 LEBANON RFD 2.4535 4H EXT 0.0700 Total 14.6741	<b>CODE 05525</b> Value \$4,760,179 LINN CNTY 4.2936 ESD LBL 0.3049 LBCC 0.6714 SW HM SD 6.8807 BRNSVL RFD 2.1953 SW HM AM 0.3500 4H EXT 0.0700 Total 14.7659	<b>CODE 09503</b> Value \$6,987,880 LINN CNTY 4.2936 ESD LBL 0.3049 LBCC 0.6714 SCIO SD 4.5080 4H EXT 0.0700 Total 9.8479	<b>CODE 09512</b> Value \$965,009 LINN CNTY 4.2936 ESD LBL 0.3049 LBCC 0.6714 SCIO SD 4.5080 4H EXT 0.0700 Total 9.8479	<b>CODE 12703</b> Value \$33,072,204 LINN CNTY 4.2936 ESD LBL 0.3049 CHEM CC 0.8886 CHEM LIB 0.0818 SANT CAN SD 7.2406 4H EXT 0.0700 Total 12.8795	<b>CODE 12709</b> <b>IDANHA</b> Value \$4,241,007 LINN CNTY 4.2936 ESD LBL 0.3049 CHEM CC 0.8886 CHEM LIB 0.0818 SANT CAN SD 7.2406 IDANHA CTY 2.5029 IDANHA RFD 2.3392 4H EXT 0.0700 Total 17.7216
<b>CODE 05518</b> Value \$320,579 LINN CNTY 4.2936 ESD LBL 0.3049 LBCC 0.6714 SW HM SD 6.8807 LEBANON RFD 2.4535 4H EXT 0.0700 Total 14.6741	<b>CODE 05526</b> Value \$5,175,844 LINN CNTY 4.2936 ESD LBL 0.3049 LBCC 0.6714 SW HM SD 6.8807 SW HM AM 0.3500 4H EXT 0.0700 Total 12.5706	<b>CODE 09504</b> Value \$1,650,841 LINN CNTY 4.2936 ESD LBL 0.3049 LBCC 0.6714 SCIO SD 4.5080 S SANT WTR 1.0044 4H EXT 0.0700 Total 12.7520	<b>CODE 09513</b> Value \$6,103,641 LINN CNTY 4.2936 ESD LBL 0.3049 LBCC 0.6714 SCIO SD 4.5080 SCIO RFD 1.8997 4H EXT 0.0700 Total 11.7476	<b>CODE 12704</b> Value \$25,060,278 LINN CNTY 4.2936 ESD LBL 0.3049 CHEM CC 0.8886 CHEM LIB 0.0818 SANT CAN SD 7.2406 LYONS RFD 1.7745 4H EXT 0.0700 Total 14.6540	<b>CODE 14012</b> Value \$434,341 LINN CNTY 4.2936 ESD WILL 0.2967 LBCC 0.6714 JEFFRSN SD 6.2974 SCIO RFD 1.8997 JEFFRSN PARK 0.2914 4H EXT 0.0700 Total 13.8202
<b>CODE 05521</b> Value \$258,000 LINN CNTY 4.2936 ESD LBL 0.3049 LBCC 0.6714 SW HM SD 6.8807 SW HM CTY 10.4357 SW HM CEM 0.2166 4H EXT 0.0700 Total 22.8729	<b>CODE 05527</b> Value \$734,948 LINN CNTY 4.2936 ESD LBL 0.3049 LBCC 0.6714 SW HM SD 6.8807 SW HM AM 0.3500 SW HM CEM 0.2166 4H EXT 0.0700 Total 12.7872	<b>CODE 09507</b> Value \$1,206,880 LINN CNTY 4.2936 ESD LBL 0.3049 LBCC 0.6714 SCIO SD 4.5080 STAYTON RFD 1.5450 4H EXT 0.0700 Total 11.3929	<b>CODE 09514</b> Value \$11,301,299 LINN CNTY 4.2936 ESD LBL 0.3049 LBCC 0.6714 SCIO SD 4.5080 LYONS RFD 1.7745 4H EXT 0.0700 Total 11.6224	<b>CODE 12705</b> Value \$25,862,153 LINN CNTY 4.2936 ESD LBL 0.3049 CHEM CC 0.8886 CHEM LIB 0.0818 SANT CAN SD 7.2406 GATES RFD 2.3000 4H EXT 0.0700 Total 15.1795	<b>CODE 14013</b> Value \$38,286 LINN CNTY 4.2936 ESD WILL 0.2967 LBCC 0.6714 JEFFRSN SD 6.2974 SCIO RFD 1.8997 JEFFRSN PARK 0.2914 S SANT WTR 1.0044 4H EXT 0.0700 Total 14.8246
<b>CODE 05522</b> Value \$1,000 LINN CNTY 4.2936 ESD LBL 0.3049 LBCC 0.6714 SW HM SD 6.8807 SW HM CTY 10.4357 SW HM FIRE/AM 1.7965 SW HM CEM 0.2166 4H EXT 0.0700 Total 24.6694	<b>CODE 05528</b> Value \$98,140 LINN CNTY 4.2936 ESD LBL 0.3049 LBCC 0.6714 SW HM SD 6.8807 SW HM SD 6.8807 SW HM AM 0.3500 MOHAWK RFD 2.3247 4H EXT 0.0700 Total 14.8953	<b>CODE 09508</b> Value \$38,196,549 LINN CNTY 4.2936 ESD LBL 0.3049 LBCC 0.6714 SCIO SD 4.5080 SANT WTR 0.0000 4H EXT 0.0700 Total 11.7476	<b>CODE 09515</b> Value \$452,331 LINN CNTY 4.2936 ESD LBL 0.3049 LBCC 0.6714 SCIO SD 4.5080 LYONS RFD 1.7745 4H EXT 0.0700 Total 11.6224	<b>CODE 12707</b> <b>GATES</b> Value \$4,218,305 LINN CNTY 4.2936 ESD LBL 0.3049 CHEM CC 0.8886 CHEM LIB 0.0818 SANT CAN SD 7.2406 GATES CTY 0.2824 GATES RFD 2.3000 4H EXT 0.0700 Total 15.4619	<b>CODE 14014</b> Value \$211,600 LINN CNTY 4.2936 ESD WILL 0.2967 LBCC 0.6714 JEFFRSN SD 6.2974 JEFFRSN PARK 0.2914 4H EXT 0.0700 Total 11.9205
<b>CODE 05523</b> Value \$656,025 LINN CNTY 4.2936 ESD LBL 0.3049 LBCC 0.6714 SW HM SD 6.8807 SW HM AM 0.3500 SW HM CEM 0.2166 4H EXT 0.0700 Total 12.7872	<b>CODE 07901</b> Value \$86,013 LINN CNTY 4.2936 ESD LANE 0.2232 LANE CC 0.8410 MARCOLA SD 6.7276 4H EXT 0.0700 Total 12.1554	<b>CODE 09509</b> Value \$1,199,148 LINN CNTY 4.2936 ESD LBL 0.3049 LBCC 0.6714 SCIO SD 4.5080 STAYTON RFD 1.5450 SANT WTR 0.0000 4H EXT 0.0700 Total 11.3929	<b>CODE 12701</b> <b>MILL CITY</b> Value \$79,692,695 LINN CNTY 4.2936 ESD LBL 0.3049 CHEM CC 0.8886 CHEM LIB 0.0818 SANT CAN SD 7.2406 MILL CTY 4.1578 MILL CTY RFD 1.6048 4H EXT 0.0700 Total 18.6421	<b>CODE 14015</b> Value \$4,596,395 LINN CNTY 4.2936 ESD WILL 0.2967 LBCC 0.6714 JEFFRSN SD 6.2974 SCIO RFD 1.8997 JEFFRSN PARK 0.2914 SANT WTR 0.0000 4H EXT 0.0700 Total 13.8202	

Tax rates are shown in dollars per thousand of taxable value. Rates are before Measure 5 compression.



**LINN COUNTY TAX SUMMARY**

**2019-2020**

<b>CODE 14016</b>		<b>CODE 50901</b>		<b>CODE 55202</b>		<b>CODE 55208</b>		<b>CODE 55215</b>	
Value \$9,195,236		Value \$138,338,976		Value \$3,083,840		Value \$677,247		Value \$570,500	
LINN CNTY	4.2936	LINN CNTY	4.2936	LINN CNTY	4.2936	LINN CNTY	4.2936	LINN CNTY	4.2936
ESD WILL	0.2967	ESD LBL	0.3049	ESD LBL	0.3049	ESD LBL	0.3049	ESD LBL	0.3049
LBCC	0.6714	LBCC	0.6714	LBCC	0.6714	LBCC	0.6714	LBCC	0.6714
JEFFRSN SD	6.2974	CORVLS SD	7.8175	C LINN SD	4.6179	C LINN SD	4.6179	C LINN SD	4.6179
JEFFRSN RFD	1.5755	CORVLS RFD	2.1140	HALSEY CTY	6.4490	SW HM FIRE/AM	1.7965	4H EXT	0.0700
JEFFRSN PARK	0.2914	4H EXT	0.0700	4H EXT	0.0700	4H EXT	0.0700	Total	9.9578
4H EXT	0.0700	Total	15.2714	Total	16.4068	Total	11.7543	<b>CODE 55219</b>	
Total	13.4960	<b>CODE 50902</b>		<b>CODE 55203</b>		<b>CODE 55209</b>		<b>BROWNSVILLE</b>	
<b>CODE 14017</b>		Value \$458,234		Value \$158,382,187		Value \$56,880		Value \$115,078,388	
Value \$6,027,118		LINN CNTY	4.2936	LINN CNTY	4.2936	LINN CNTY	4.2936	LINN CNTY	4.2936
LINN CNTY	4.2936	ESD LBL	0.3049	ESD LBL	0.3049	ESD LBL	0.3049	ESD LBL	0.3049
ESD WILL	0.2967	LBCC	0.6714	LBCC	0.6714	LBCC	0.6714	LBCC	0.6714
LBCC	0.6714	CORVLS SD	7.8175	C LINN SD	4.6179	C LINN SD	4.6179	C LINN SD	4.6179
JEFFRSN SD	6.2974	4H EXT	0.0700	BRNSVL RFD	2.1953	4H EXT	0.0700	BRNSVL CTY	8.1771
JEFFRSN RFD	1.5755	Total	13.1574	4H EXT	0.0700	Total	9.9578	BRNSVL RFD	2.1953
JEFFRSN PARK	0.2914	<b>CODE 50903</b>		Total	12.1531	<b>CODE 55210</b>		4H EXT	0.0700
SANT WTR	0.0000	Value \$10,632,620		<b>CODE 55204</b>		Value \$35,970,844		Total	20.3302
4H EXT	0.0700	LINN CNTY	4.2936	Value \$160,902,923		LINN CNTY	4.2936	<b>CODE 55220</b>	
Total	13.4960	ESD LBL	0.3049	LINN CNTY	4.2936	ESD LBL	0.3049	Value \$187,119,151	
<b>CODE 14018</b>		LBCC	0.6714	ESD LBL	0.3049	LBCC	0.6714	LINN CNTY	4.2936
Value \$3,517,497		CORVLS SD	7.8175	LBCC	0.6714	C LINN SD	4.6179	ESD LBL	0.3049
LINN CNTY	4.2936	ALBANY RFD	2.1500	C LINN SD	4.6179	HLY/SHD RFD	0.9894	LBCC	0.6714
ESD WILL	0.2967	4H EXT	0.0700	HLY/SHD RFD	0.9894	4H EXT	0.0700	C LINN SD	4.6179
LBCC	0.6714	Total	15.3074	4H EXT	0.0700	Total	10.9472	HLY/SHD RFD	0.9894
JEFFRSN SD	6.2974	<b>CODE 50904</b>		Total	10.9472	<b>CODE 55211</b>		4H EXT	0.0700
JEFFRSN RFD	1.5755	Value \$787,657		<b>CODE 55205</b>		Value \$3,897,044		Total	10.9472
JEFFRSN PARK	0.2914	LINN CNTY	4.2936	Value \$8,679,498		LINN CNTY	4.2936		
S SANT WTR	1.0044	ESD LBL	0.3049	LINN CNTY	4.2936	ESD LBL	0.3049		
4H EXT	0.0700	LBCC	0.6714	ESD LBL	0.3049	LBCC	0.6714		
Total	14.5004	CORVLS SD	7.8175	LBCC	0.6714	C LINN SD	4.6179		
<b>CODE 14019</b>		TANGENT RFD	2.5739	C LINN SD	4.6179	HARSBG RFD	1.9478		
Value \$12,023,561		4H EXT	0.0700	TANGENT RFD	2.5739	4H EXT	0.0700		
LINN CNTY	4.2936	Total	15.7313	4H EXT	0.0700	Total	11.9056		
ESD WILL	0.2967	<b>CODE 50905</b>		Total	12.5317	<b>CODE 55212</b>			
LBCC	0.6714	Value \$404,396		<b>CODE 55206</b>		<b>HALSEY</b>			
JEFFRSN SD	6.2974	LINN CNTY	4.2936	Value \$3,554,210		Value \$57,838,919			
JEFFRSN RFD	1.5755	ESD LBL	0.3049	LINN CNTY	4.2936	LINN CNTY	4.2936		
JEFFRSN PARK	0.2914	LBCC	0.6714	ESD LBL	0.3049	ESD LBL	0.3049		
DEV/CON WTR	0.1614	CORVLS SD	7.8175	LBCC	0.6714	LBCC	0.6714		
4H EXT	0.0700	HLY/SHD RFD	0.9894	C LINN SD	4.6179	C LINN SD	4.6179		
Total	13.6574	4H EXT	0.0700	HARSBG RFD	1.9478	HALSEY CTY	6.4490		
<b>CODE 14020</b>		Total	14.1468	4H EXT	0.0700	HLY/SHD RFD	0.9894		
Value \$376,205		<b>CODE 50906</b>		Total	11.9056	4H EXT	0.0700		
LINN CNTY	4.2936	Value \$15,321,048		<b>CODE 55207</b>		Total	17.3962		
ESD WILL	0.2967	LINN CNTY	4.2936	Value \$16,045,556		<b>CODE 55214</b>			
LBCC	0.6714	ESD LBL	0.3049	LINN CNTY	4.2936	Value \$5,246,794			
JEFFRSN SD	6.2974	LBCC	0.6714	ESD LBL	0.3049	LINN CNTY	4.2936		
MILRSBG CTY	3.5000	BENTON LIB	0.3947	LBCC	0.6714	ESD LBL	0.3049		
JEFFRSN PARK	0.2914	CORVLS SD	7.8175	C LINN SD	4.6179	LBCC	0.6714		
4H EXT	0.0700	4H EXT	0.0700	4H EXT	0.0700	C LINN SD	4.6179		
Total	15.4205	Total	13.5521	Total	9.9578	HLY/SHD RFD	0.9894		
						4H EXT	0.0700		
						Total	10.9472		

Tax rates are shown in dollars per thousand of taxable value. Rates are before Measure 5 compression.

~ District Abbreviations ~

4H EXT	4H Extension Dist	HARSBG RFD	Harrisburg Rural Fire	MILL CTY RFD	Mill City Rural Fire
ALBANY CTY	Albany City	HARSBG SD	Harrisburg School	MILRSBG CTY	Millersburg City
ALBANY RFD	Albany Rural Fire	HARSBG UR	Harrisburg Redevelop	MOHAWK RFD	Mohawk Valley Rurl Fire
ALBANY SD	Albany School	HLY/SHD RFD	Halsey/Shed Rural Fire	N LEB WTR	North Lebanon Water
ALBANY UR	Central Albany Revit	IDANHA CTY	Idanha City	N SANT SD	North Santiam School
BENTON LIB	Benton Co Library	IDANHA RFD	Idanha Rural Fire	S SANT WTR	South Santiam Water
BRNSVL CTY	Brownsville City	JEFFRSN PARK	Jefferson Park Rec	SANT CAN SD	Santiam Canyon School
BRNSVL RFD	Brownsville Rural Fire	JEFFRSN RFD	Jefferson Rural Fire	SANT WTR	Santiam Water
C LINN SD	Central Linn School	JEFFRSN SD	Jefferson School	SCIO CTY	Scio City
CHEM CC	Chemeketa CC	LANE CC	Lane CC	SCIO RFD	Scio Rural Fire
CHEM LIB	Chemeketa Library	LBCC	Linn Benton CC	SCIO SD	Scio School
CORVLS RFD	Corvallis Rural Fire	LEB AQUA CNTR	Lebanon Aquatic Center	SODAVLE CTY	Sodaville City
CORVLS SD	Corvallis School	LEBANON UR	Lebanon Urban Renewal	STAYTON RFD	Stayton Rural Fire
DEV/CON WTR	Dever Conner Water	LEBANON CTY	Lebanon City	SW HM AM	Sweet Home Ambulance
ESD LANE	Lane ESD	LEBANON RFD	Lebanon Rural Fire	SW HM CEM	Sweet Home Cemetary
ESD LBL	LinnBtnLinc ESD	LEBANON SD	Lebanon School	SW HM CTY	Sweet Home City
ESD WILL	Willamette Regional ESD	LINN CNTY	Linn County	SW HM FIRE/AM	Sweet Home Fire & Ambul
EUGENE SD	Eugene School	LINN S/WTR	Linn Soil & Water Consvr	SW HM SD	Sweet Home School
GATES CTY	Gates City	LYONS CTY	Lyons City	TANGENT CTY	Tangent City
GATES RFD	Gates Rural Fire	LYONS RFD	Lyons Rural Fire	TANGENT RFD	Tangent Rural Fire Dist.
HALSEY CTY	Halsey City	MARCOLA SD	Marcola School	WTRLOO CTY	Waterloo City
HARSBG CTY	Harrisburg City	MILL CTY	Mill City		

This summary is designed to provide information about the current Assessment and Tax Roll. More detailed or specific information is available from our office, located in room 214 of the County Courthouse at 300 4th Ave SW in Albany.

If you have questions concerning property you own or more general questions about the property tax system, you are welcome to discuss your situation with a member of our staff. If you are eligible for a program to help reduce your property taxes, we will gladly help in any way we can.

Ad valorem taxes are based on the assessed value of your property as of January 1st. Those taxes provide funds for the operation of schools, cities, fire districts, and other miscellaneous taxing districts.

The Assessor does not tax, but values your property through methods prescribed by state law and regulation. The Assessor does not determine the amount of money your taxing district receives. To control spending, you should take an active interest in local budget meetings and elections. You are, in effect, purchasing services with your tax dollars.

Taxes are due and payable in three installments. The first third is due on November 15th, the second third on February 18th, and the final third on May 15th. A three percent discount will be allowed on taxes paid in full on or before November 15th. A two percent discount will be allowed if two-thirds of the total taxes are paid on or before November 15th. No discount will be allowed on taxes paid after November 15th. Interest at a rate of 1-1/3% per month or fraction of a month will be charged on any payment made after the installment due date.

By law this office must credit your property tax payments to the earliest year for which taxes are due on your property. In order to receive a discount on your current year's bill, all prior year's taxes, penalties and interest must first be fully paid.

I, Andy Stevens, Linn County Assessor/Tax Collector, State of Oregon, do hereby certify that the assessed valuations, tax levies and taxes set forth herein contained, are true and correct copies of the originals, as the same appears on file in my office and custody.

**Andy Stevens**

Linn County Assessor / Tax Collector

Mailing Address:  
Linn County Assessment and Taxation  
PO Box 100  
Albany OR 97321

Location:  
Linn County Courthouse, Room 214

Phone: (541) 967-3808

Web Site:  
**www.co.linn.or.us**