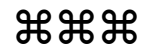


2018-2019



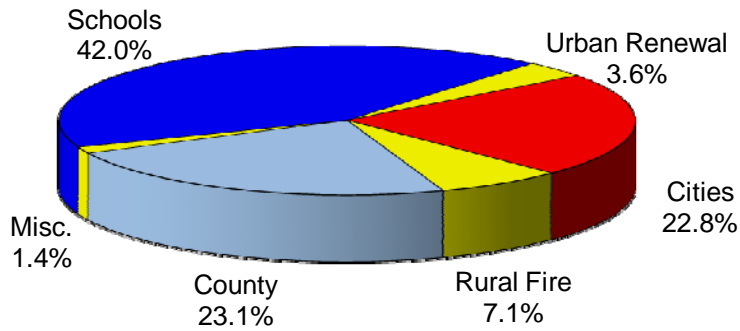
SUMMARY OF ASSESSMENT AND TAX ROLL - LINN COUNTY, OREGON

VALUATION for Tax Year beginning July 1, 2018

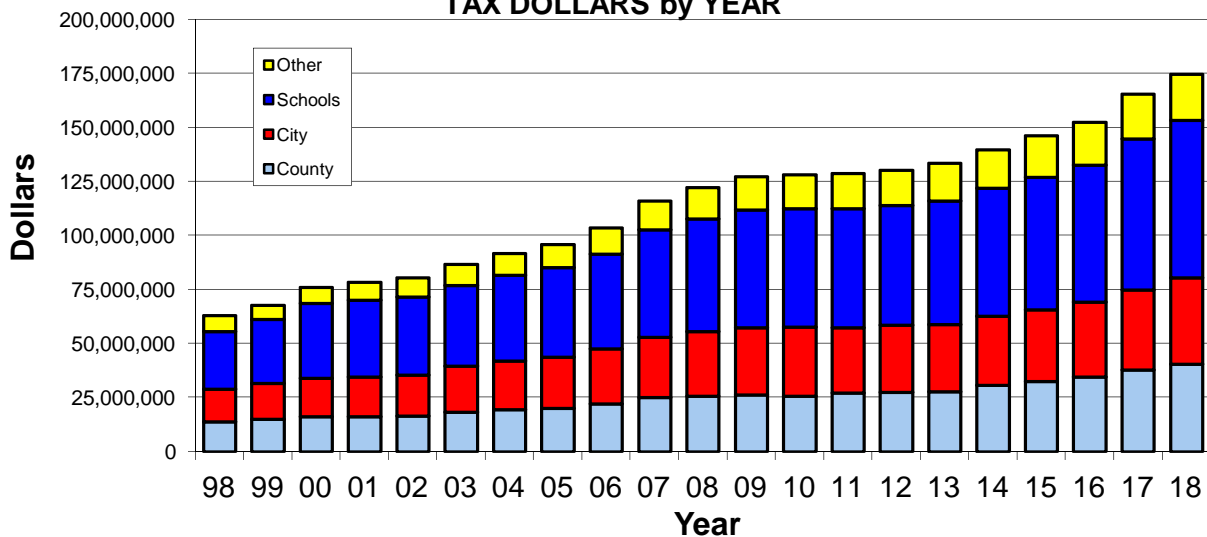
	Real Market Value	Assessed Value	Service Exemption	Taxable Value
Real Property	15,125,570,467	9,271,794,492	33,845,891	9,237,948,601
Manufactured Structures	161,594,071	134,010,368	1,889,324	132,121,044
Personal Property	311,426,160	311,426,160		311,426,160
Public Utilities	531,850,093	507,411,886		507,411,886
Total	16,130,440,791	10,224,642,906	35,735,215	10,188,907,691

Real Market Value (RMV) is an estimate of selling prices.
 Assessed Value (AV) is the value as calculated under Measure 50.
 Taxable Value is Assessed Value less Disabled Veteran's and Active Service Exemptions.

DISTRIBUTION of TAX DOLLARS



TAX DOLLARS by YEAR




ASSESSMENT & TAXES by DISTRICT

	REAL MARKET VALUE	TAXABLE VALUE	LESS URBAN RENEWAL	TOTAL VALUE TO COMPUTE TAX RATES	MAXIMUM TAX RATE	TAXES IMPOSED
COUNTY	16,130,440,791	10,188,907,691	438,400,014	9,750,507,677	4.2936	40,367,197.49
CITIES						
Albany	4,501,152,682	3,349,050,580	231,137,526	3,117,913,054	7.4652	24,487,284.92
Brownsville	166,124,071	109,143,309		109,143,309	8.5809	936,304.36
Gates	6,659,290	4,008,914		4,008,914	0.2824	1,132.14
Halsey	83,575,014	58,420,637		58,420,637	6.5057	380,067.07
Harrisburg	320,355,337	223,594,305	26,586,662	197,007,643	3.1073	694,774.13
Idanha	7,499,240	4,114,151		4,114,151	2.5029	10,297.32
Lebanon	1,695,697,415	1,213,687,591	175,018,131	1,038,669,460	5.7015	6,903,260.68
Lyons	132,372,980	88,435,141		88,435,141	1.8926	167,371.75
Mill City	109,689,610	76,140,762		76,140,762	4.1578	316,576.29
Millersburg	630,349,527	516,554,194		516,554,194	3.5000	1,807,938.66
Scio	81,126,523	53,745,052		53,745,052	4.9057	263,657.23
Sodaville	28,110,620	17,427,984		17,427,984	0.4552	7,933.16
Sweet Home	681,977,828	473,830,554		473,830,554	10.4357	3,928,477.21
TOTAL						39,905,074.92
RURAL FIRE PROTECTION DISTRICTS						
* Albany	863,333,714	572,148,219		572,148,219	2.1500	1,230,115.00
Brownsville	555,903,438	269,165,807		269,165,807	2.2261	599,146.99
Corvallis	236,611,431	156,420,608		156,420,608	2.1140	330,672.67
Gates	55,760,339	27,009,921		27,009,921	2.3000	62,122.82
Halsey/Shedd	874,497,554	462,187,782		462,187,782	0.9894	457,279.60
Harrisburg	800,817,993	407,538,764	26,586,662	380,952,102	1.9591	768,328.24
Idanha	11,329,389	5,762,645		5,762,645	2.3392	13,477.60
Jefferson	348,395,160	174,667,889		174,667,889	1.2855	224,534.71
Lebanon	3,451,846,767	2,156,995,844	175,018,131	1,981,977,713	2.4556	4,876,739.17
Lyons	359,853,205	216,730,930		216,730,930	1.7993	389,970.30
Mill City	161,235,221	113,263,730		113,263,730	1.6048	181,687.78
Monroe	9,830	1,995		1,995	0.0000	0.00
Mohawk	139,970	95,290		95,290	2.3205	221.12
Scio	878,666,236	397,780,300		397,780,300	1.9166	762,382.15
Stayton	235,513,799	109,847,184		109,847,184	1.5483	170,076.02
Sw Hm Fire/Am	1,393,127,772	856,768,471		856,768,471	1.7952	1,538,086.12
Sw Hm Am	141,733,051	91,938,556		91,938,556	0.3500	32,178.49
Tangent	548,907,284	329,402,271		329,402,271	2.5739	847,848.33
TOTAL						12,484,867.11
SCHOOL DISTRICTS						
Albany	6,698,263,055	4,745,804,111	231,137,526	4,514,666,585	6.8968	31,259,454.14
Central Linn	1,396,206,189	725,002,122		725,002,122	4.6179	3,244,143.67
Corvallis	245,777,790	159,790,843		159,790,843	7.9132	1,172,665.52
Eugene	19,306,070	12,678,271		12,678,271	7.8266	92,426.81
Harrisburg	793,128,971	401,416,229	26,632,662	374,783,567	5.9482	2,222,114.08
Jefferson	86,446,102	35,749,248		35,749,248	6.3392	221,865.58
Lebanon	3,739,003,986	2,287,342,205	180,629,826	2,106,712,379	6.8415	14,324,171.33
Marcola	294,490	84,115		84,115	6.7561	564.83
Monroe	9,830	1,995		1,995	0.0000	0.00
N Santiam	546,161,147	303,483,607		303,483,607	5.5447	1,668,583.41
Santiam Can	324,255,408	205,248,245		205,248,245	4.8880	982,891.31
Scio	684,330,918	319,021,560		319,021,560	4.5080	1,430,982.36
Sweet Home	1,596,981,525	993,009,830		993,009,830	6.9148	6,715,255.59
TOTAL						63,335,118.63

	REAL MARKET VALUE	TAXABLE VALUE	LESS URBAN RENEWAL	TOTAL VALUE TO COMPUTE TAX RATES	MAXIMUM TAX RATE	TAXES IMPOSED
EDUCATIONAL SERVICE DISTRICTS						
Lane	19,600,560	12,762,386		12,762,386	0.2232	2,847.80
Linn Ben Linc	15,477,957,672	9,836,637,140	438,400,014	9,398,237,126	0.3049	2,845,311.02
Willamette	632,607,249	339,232,855		339,232,855	0.2967	99,405.12
TOTAL						2,947,563.94
COMMUNITY COLLEGES and LIBRARIES						
Chemeketa CC	626,434,839	395,677,325		395,677,325	0.8966	350,352.75
Lane CC	812,729,531	414,178,615	26,632,662	387,545,953	0.8449	330,726.14
Linn Benton CC	14,691,001,111	9,378,776,441	411,767,352	8,967,009,089	0.6728	6,037,941.96
Benton Lib	18,664,460	14,330,398		14,330,398	0.3947	5,656.21
Chemeketa Lib	626,434,839	395,677,325		395,677,325	0.0818	32,366.09
TOTAL						6,757,043.15
MISCELLANEOUS DISTRICTS						
4H Extension	16,130,440,791	10,188,907,691	438,400,014	9,750,507,677	0.0700	682,650.81
Dev/Con Wtr	52,865,860	21,883,113		21,883,113	0.1614	3,531.91
Jef Pk Rec	86,446,102	35,749,248		35,749,248	0.2914	10,417.30
Leb Aqua Cntr	3,739,003,986	2,287,342,205	180,629,826	2,106,712,379	0.2400	504,991.57
N Lebanon Wtr	205,362,580	105,312,597		105,312,597	0.1420	14,951.00
Sw Hm Cem	1,129,418,209	728,672,239		728,672,239	0.2166	157,830.20
S Santiam Wtr	44,745,440	15,710,311		15,710,311	1.0044	15,779.49
TOTAL						1,390,152.28
URBAN RENEWAL DISTRICTS						
Albany	4,501,152,682	3,349,050,580		3,349,050,580	0.9099	3,041,418.02
Harrisburg	320,401,337	223,640,305		223,640,305	1.4699	328,596.21
Lebanon II	1,701,235,048	1,215,953,145		1,215,953,145	1.4322	1,735,038.96
Lebanon III	1,715,094,645	1,227,077,769		1,227,077,769	0.3392	412,290.36
Lebanon IV	1,695,697,415	1,213,687,591		1,213,687,591	0.7058	853,937.96
TOTAL						6,371,281.51

SPECIAL ASSESSMENTS

DELINQUENT SEWER ASSESSMENTS:		Forest Patrol	214,720.58
Albany	35,298.00	Forest Patrol Surcharge	108,442.50
Brownsville	4,479.93	Little Muddy Creek Water Control	6,381.90
Lebanon	54,657.26	Fertile District Imp Co	3,336.27
Sweet Home	30,515.99	Grand Prairie Water Control Dist.	20,045.11
Tangent	2,549.85	Grand Prairie #2B	174,677.56
TOTAL	127,501.03	Mobile Home Ombudsman Fee	38,819.93
		Additional Farmland Tax	276,889.93
		Additional Forestland Tax	17,395.17
		Delinquent Sewer	127,501.03
		TOTAL	988,209.98
		Corrections	4,699.28
		Late Filing Penalties	111,117.22



TOTAL IMPOSED AD VALOREM TAXES AND ASSESSMENTS 174,662,325.51

IMPOSED AD VALOREM TAX BY PROPERTY TYPE

REAL PROPERTY	160,054,685.68
PERSONAL PROPERTY	4,953,738.96
MANUFACTURED STRUCTURES	2,104,750.24
UTILITIES	7,549,150.63
TOTAL	174,662,325.51

LINN COUNTY TAX SUMMARY

2018-2019

CODE 00101 Value \$1,995 LINN CNTY 4.2936 ESD LBL 0.3049 LBCC 0.6728 MONROE SD 0.0000 MONROE RFD 0.0000 4H EXT 0.0700 Total 5.3413	CODE 00707 Value \$47,909,708 LINN CNTY 4.2936 ESD LBL 0.3049 LANE CC 0.8449 HARSBG SD 5.9482 HARSBG RFD 1.9591 4H EXT 0.0700 Total 13.4207	CODE 00801 ALBANY Value \$2,337,261,962 LINN CNTY 4.1927 ESD LBL 0.2881 LBCC 0.6357 ALBANY SD 6.5158 ALBANY CTY 7.4652 4H EXT 0.0652 Total 20.0726	CODE 00808 Value \$154,101,377 LINN CNTY 4.2936 ESD LBL 0.3049 LBCC 0.6728 ALBANY SD 6.8968 TANGENT RFD 2.5739 4H EXT 0.0700 Total 14.8120	CODE 00816 Value \$15,938,765 LINN CNTY 4.2936 ESD LBL 0.3049 LBCC 0.6728 ALBANY SD 6.8968 CORVLS RFD 2.1140 4H EXT 0.0700 Total 14.3521	CODE 00822 Value \$71,822 LINN CNTY 4.2936 ESD LBL 0.3049 LBCC 0.6728 ALBANY SD 6.8968 N LEB WTR 0.1420 4H EXT 0.0700 Total 12.3801
CODE 00701 HARRISBURG Value \$192,235,238 LINN CNTY 4.1420 ESD LBL 0.2686 LANE CC 0.7712 HARSBG SD 5.3025 HARSBG CTY 3.1073 HARSBG RFD 1.8241 4H EXT 0.0617 HARSBG UR 1.4699 Total 16.9473	CODE 00708 Value \$30,523,067 LINN CNTY 4.1420 ESD LBL 0.2686 LANE CC 0.7712 HARSBG SD 5.3025 HARSBG CTY 3.1073 HARSBG RFD 1.8241 4H EXT 0.0617 HARSBG UR 1.4699 Total 16.9473	CODE 00802 Value \$150,120,504 LINN CNTY 4.2936 ESD LBL 0.3049 LBCC 0.6728 ALBANY SD 6.8968 ALBANY RFD 2.1500 4H EXT 0.0700 Total 14.3881	CODE 00809 Value \$121,165,028 LINN CNTY 4.2936 ESD LBL 0.3049 LBCC 0.6728 ALBANY SD 6.8968 JEFFRSN RFD 1.2855 4H EXT 0.0700 Total 13.5236	CODE 00817 Value \$27,428,073 LINN CNTY 4.2936 ESD LBL 0.3049 LBCC 0.6728 ALBANY SD 6.8968 SCIO RFD 1.9166 4H EXT 0.0700 Total 14.1547	CODE 00823 Value \$3,741,524 LINN CNTY 4.2936 ESD LBL 0.3049 LBCC 0.6728 ALBANY SD 6.8968 LEBANON RFD 2.4556 N LEB WTR 0.1420 4H EXT 0.0700 Total 14.8357
CODE 00702 Value \$93,186,185 LINN CNTY 4.2936 ESD LBL 0.3049 LANE CC 0.8449 HARSBG SD 5.9482 HARSBG RFD 1.9591 4H EXT 0.0700 Total 13.4207	CODE 00709 Value \$24,864,785 LINN CNTY 4.2936 ESD LBL 0.3049 LANE CC 0.8449 HARSBG SD 5.9482 HARSBG RFD 1.9591 4H EXT 0.0700 Total 13.4207	CODE 00803 Value \$10,405,633 LINN CNTY 4.2936 ESD LBL 0.3049 LBCC 0.6728 ALBANY SD 6.8968 4H EXT 0.0700 Total 12.2381	CODE 00810 Value \$9,980,217 LINN CNTY 4.2936 ESD LBL 0.3049 LBCC 0.6728 ALBANY SD 6.8968 JEFFRSN RFD 1.2855 DEV/CON WTR 0.1614 4H EXT 0.0700 Total 13.6850	CODE 00818 Value \$3,193,581 LINN CNTY 4.2936 ESD LBL 0.3049 LBCC 0.6728 ALBANY SD 6.8968 ALBANY RFD 2.1500 S SANT WTR 1.0044 4H EXT 0.0700 Total 15.3925	CODE 00824 Value \$6,987,574 LINN CNTY 4.2936 ESD LBL 0.3049 LBCC 0.6728 ALBANY SD 6.8968 ALBANY RFD 2.1500 JEFFRSN RFD 1.2855 S SANT WTR 1.0044 4H EXT 0.0700 Total 14.5280
CODE 00703 Value \$506,331 LINN CNTY 4.2936 ESD LBL 0.3049 LANE CC 0.8449 HARSBG SD 5.9482 BRNSVL RFD 2.2261 4H EXT 0.0700 Total 13.6877	CODE 00710 Value \$73,791 LINN CNTY 4.2936 ESD LBL 0.3049 LANE CC 0.8449 HARSBG SD 5.9482 HARSBG RFD 1.9591 4H EXT 0.0700 Total 13.4207	CODE 00804 Value \$52,355,798 LINN CNTY 4.2936 ESD LBL 0.3049 LBCC 0.6728 ALBANY SD 6.8968 ALBANY RFD 2.1500 4H EXT 0.0700 Total 14.3881	CODE 00811 TANGENT Value \$148,608,592 LINN CNTY 4.2936 ESD LBL 0.3049 LBCC 0.6728 ALBANY SD 6.8968 ALBANY SD 6.8968 TANGENT CTY 0.0000 TANGENT RFD 2.5739 4H EXT 0.0700 Total 14.8120	CODE 00819 Value \$408,343 LINN CNTY 4.2936 ESD LBL 0.3049 LBCC 0.6728 ALBANY SD 6.8968 SCIO RFD 1.9166 S SANT WTR 1.0044 4H EXT 0.0700 Total 15.1591	CODE 00825 Value \$6,315,071 LINN CNTY 4.2936 ESD LBL 0.3049 LBCC 0.6728 ALBANY SD 6.8968 JEFFRSN RFD 1.2855 4H EXT 0.0700 Total 13.5236
CODE 00704 Value \$2,302,496 LINN CNTY 4.2936 ESD LBL 0.3049 LANE CC 0.8449 HARSBG SD 5.9482 HLY/SHD RFD 0.9894 4H EXT 0.0700 Total 12.4510	CODE 00711 Value \$46,000 LINN CNTY 4.1420 ESD LBL 0.2686 LANE CC 0.7712 HARSBG SD 5.3025 HARSBG RFD 1.8241 4H EXT 0.0617 HARSBG UR 1.0506 Total 13.4207	CODE 00805 MILLERSBURG Value \$239,839,079 LINN CNTY 4.2936 ESD LBL 0.3049 LBCC 0.6728 ALBANY SD 6.8968 MILRSBG CTY 3.5000 4H EXT 0.0700 Total 15.7381	CODE 00813 Value \$962,500 LINN CNTY 4.2936 ESD LBL 0.3049 LBCC 0.6728 ALBANY SD 6.8968 ALBANY SD 6.8968 TANGENT CTY 0.0000 4H EXT 0.0700 Total 12.2381	CODE 00820 Value \$4,617,169 LINN CNTY 4.2936 ESD LBL 0.3049 LBCC 0.6728 ALBANY SD 6.8968 SCIO RFD 1.9166 N LEB WTR 0.1420 4H EXT 0.0700 Total 14.2967	CODE 00826 Value \$99,985,856 LINN CNTY 4.2936 ESD LBL 0.3049 LBCC 0.6728 ALBANY SD 6.8968 ALBANY RFD 2.1500 4H EXT 0.0700 Total 14.3881
CODE 00705 Value \$8,081,514 LINN CNTY 4.2936 ESD LBL 0.3049 LANE CC 0.8449 HARSBG SD 5.9482 4H EXT 0.0700 Total 11.4616	CODE 00712 Value \$836,000 LINN CNTY 4.1420 ESD LBL 0.2686 LANE CC 0.7712 HARSBG SD 5.3025 HARSBG CTY 3.1073 4H EXT 0.0617 HARSBG UR 1.3349 Total 14.9882	CODE 00806 Value \$6,055,700 LINN CNTY 4.2936 ESD LBL 0.3049 LBCC 0.6728 ALBANY SD 6.8968 MILRSBG CTY 3.5000 4H EXT 0.0700 Total 15.7381	CODE 00814 Value \$2,068,876 LINN CNTY 4.2936 ESD LBL 0.3049 LBCC 0.6728 ALBANY SD 6.8968 HLY/SHD RFD 0.9894 4H EXT 0.0700 Total 13.2275	CODE 00821 Value \$12,473,391 LINN CNTY 4.2936 ESD LBL 0.3049 LBCC 0.6728 ALBANY SD 6.8968 ALBANY RFD 2.1500 N LEB WTR 0.1420 4H EXT 0.0700 Total 14.5301	CODE 00827 Value \$284,199,244 LINN CNTY 4.1927 ESD LBL 0.2881 LBCC 0.6357 ALBANY SD 6.5158 ALBANY CTY 7.4652 4H EXT 0.0652 ALBANY UR 0.9099 Total 20.0726
CODE 00706 Value \$851,114 LINN CNTY 4.2936 ESD LBL 0.3049 LANE CC 0.8449 HARSBG SD 5.9482 4H EXT 0.0700 Total 11.4616		CODE 00807 Value \$270,231,647 LINN CNTY 4.2936 ESD LBL 0.3049 LBCC 0.6728 ALBANY SD 6.8968 MILRSBG CTY 3.5000 4H EXT 0.0700 Total 15.7381	CODE 00815 Value \$1,060,831 LINN CNTY 4.2936 ESD LBL 0.3049 LBCC 0.6728 ALBANY SD 6.8968 LEBANON RFD 2.4556 4H EXT 0.0700 Total 14.6937		

Tax rates are shown in dollars per thousand of taxable value. Rates are before Measure 5 compression.

LINN COUNTY TAX SUMMARY

2018-2019

CODE 00828 Value \$2,419,269 LINN CNTY 4.2936 ESD LBL 0.3049 LBCC 0.6728 ALBANY SD 6.8968 TANGENT RFD 2.5739 4H EXT 0.0700 Total 14.8120	CODE 00840 Value \$61,400 LINN CNTY 4.2936 ESD LBL 0.3049 LBCC 0.6728 ALBANY SD 6.8968 MILRSBG CTY 3.5000 4H EXT 0.0700 Total 15.7381	CODE 00903 Value \$22,558,445 LINN CNTY 4.2936 ESD LBL 0.3049 LBCC 0.6728 LEBANON SD 6.8415 LEB AQUA CNTR 0.2400 4H EXT 0.0700 Total 12.4228	CODE 00914 Value \$18,278,023 LINN CNTY 4.2936 ESD LBL 0.3049 LBCC 0.6728 LEBANON SD 6.8415 LEBANON RFD 2.4556 LEB AQUA CNTR 0.2400 4H EXT 0.0700 Total 14.8784	CODE 00920 Value \$553,455 LINN CNTY 4.2936 ESD LBL 0.3049 LBCC 0.6728 LEBANON SD 6.8415 LEBANON RFD 2.4556 N LEB WTR 0.1420 LEB AQUA CNTR 0.2400 4H EXT 0.0700 Total 15.0204	CODE 00925 Value \$74,072,990 LINN CNTY 4.1011 ESD LBL 0.2598 LBCC 0.5951 LEBANON SD 5.8262 LEBANON CTY 5.7015 LEBANON RFD 2.1164 LEB AQUA CNTR 0.2045 4H EXT 0.0598 LEBANON UR 2.4772 Total 21.3416
CODE 00829 Value \$8,509,476 LINN CNTY 4.2936 ESD LBL 0.3049 LBCC 0.6728 ALBANY SD 6.8968 TANGENT RFD 2.5739 4H EXT 0.0700 Total 14.8120	CODE 00846 Value \$473,349,225 LINN CNTY 4.1927 ESD LBL 0.2881 LBCC 0.6357 ALBANY SD 6.5158 ALBANY CTY 7.4652 4H EXT 0.0652 ALBANY UR 0.9099 Total 20.0726	CODE 00904 Value \$17,395,234 LINN CNTY 4.2936 ESD LBL 0.3049 LBCC 0.6728 LEBANON SD 6.8415 SODAVLE CTY 0.4552 LEBANON RFD 2.4556 LEB AQUA CNTR 0.2400 4H EXT 0.0700 Total 15.3336	CODE 00916 Value \$15,577,625 LINN CNTY 4.1011 ESD LBL 0.2598 LBCC 0.5951 LEBANON SD 5.8262 LEBANON CTY 5.7015 LEBANON RFD 2.1164 N LEB WTR 0.1420 LEB AQUA CNTR 0.2045 4H EXT 0.0598 LEBANON UR 2.4772 Total 21.4836	CODE 00921 Value \$3,554,790 LINN CNTY 4.1011 ESD LBL 0.2598 LBCC 0.5951 LEBANON SD 5.8262 LEBANON CTY 5.7015 LEBANON RFD 2.1164 LEB AQUA CNTR 0.2045 4H EXT 0.0598 LEBANON UR 2.4772 Total 21.3416	CODE 00926 Value \$2,000 LINN CNTY 4.1011 ESD LBL 0.2598 LBCC 0.5951 LEBANON SD 5.8262 LEBANON CTY 5.7015 LEBANON RFD 2.1164 LEB AQUA CNTR 0.2045 4H EXT 0.0598 LEBANON UR 2.1380 Total 18.8860
CODE 00830 Value \$253,182,439 LINN CNTY 4.1927 ESD LBL 0.2881 LBCC 0.6357 ALBANY SD 6.5158 ALBANY CTY 7.4652 4H EXT 0.0652 ALBANY UR 0.9099 Total 20.0726	CODE 00847 Value \$766,400 LINN CNTY 4.1927 ESD LBL 0.2881 LBCC 0.6357 ALBANY SD 6.5158 ALBANY CTY 7.4652 4H EXT 0.0652 ALBANY UR 0.9099 Total 20.0726	CODE 00905 LEBANON Value \$741,804,228 LINN CNTY 4.1011 ESD LBL 0.2598 LBCC 0.5951 LEBANON SD 5.8262 LEBANON CTY 5.7015 LEBANON RFD 2.1164 LEB AQUA CNTR 0.2045 4H EXT 0.0598 LEBANON UR 2.4772 Total 21.3416	CODE 00917 Value \$33,676,007 LINN CNTY 4.1011 ESD LBL 0.2598 LBCC 0.5951 LEBANON SD 5.8262 LEBANON CTY 5.7015 LEBANON RFD 2.1164 LEB AQUA CNTR 0.2045 4H EXT 0.0598 LEBANON UR 2.4772 Total 21.3416	CODE 00922 Value \$328,220 LINN CNTY 4.1011 ESD LBL 0.2598 LBCC 0.5951 LEBANON SD 5.8262 LEBANON CTY 5.7015 LEBANON RFD 2.1164 N LEB WTR 0.1420 LEB AQUA CNTR 0.2045 4H EXT 0.0598 LEBANON UR 2.4772 Total 21.4836	CODE 00927 Value \$1,131,224 LINN CNTY 4.1837 ESD LBL 0.2786 LBCC 0.6295 LEBANON SD 6.2508 LEBANON RFD 2.2605 LEB AQUA CNTR 0.2193 4H EXT 0.0640 LEBANON UR 0.9920 Total 14.8784
CODE 00833 Value \$1,483,381 LINN CNTY 4.2936 ESD LBL 0.3049 LBCC 0.6728 ALBANY SD 6.8968 TANGENT RFD 2.5739 4H EXT 0.0700 Total 14.8120	CODE 00848 Value \$291,310 LINN CNTY 4.1927 ESD LBL 0.2881 LBCC 0.6357 ALBANY SD 6.5158 ALBANY CTY 7.4652 4H EXT 0.0652 ALBANY UR 0.9099 Total 20.0726	CODE 00907 Value \$3,588,805 LINN CNTY 4.2936 ESD LBL 0.3049 LBCC 0.6728 LEBANON SD 6.8415 LEBANON RFD 2.4556 N LEB WTR 0.1420 LEB AQUA CNTR 0.2400 4H EXT 0.0700 Total 15.0204	CODE 00918 Value \$34,729,698 LINN CNTY 4.2936 ESD LBL 0.3049 LBCC 0.6728 LEBANON SD 6.8415 LEBANON RFD 2.4556 LEB AQUA CNTR 0.2400 4H EXT 0.0700 Total 14.8784	CODE 00923 Value \$191,100 LINN CNTY 4.1011 ESD LBL 0.2598 LBCC 0.5951 LEBANON SD 5.8262 LEBANON CTY 5.7015 LEBANON RFD 2.1164 LEB AQUA CNTR 0.2045 4H EXT 0.0598 LEBANON UR 2.1380 Total 18.8860	CODE 00928 Value \$10,000 LINN CNTY 4.1837 ESD LBL 0.2786 LBCC 0.6295 LEBANON SD 6.2508 LEB AQUA CNTR 0.2193 4H EXT 0.0640 LEBANON UR 0.7969 Total 12.4228
CODE 00834 Value \$29,040,238 LINN CNTY 4.2936 ESD LBL 0.3049 LBCC 0.6728 ALBANY SD 6.8968 HLY/SHD RFD 0.9894 4H EXT 0.0700 Total 13.2275	CODE 00901 Value \$32,750 LINN CNTY 4.2936 ESD LBL 0.3049 LBCC 0.6728 LEBANON SD 6.8415 SODAVLE CTY 0.4552 LEB AQUA CNTR 0.2400 4H EXT 0.0700 Total 12.8780	CODE 00908 Value \$23,923,698 LINN CNTY 4.2936 ESD LBL 0.3049 LBCC 0.6728 LEBANON SD 6.8415 SCIO RFD 1.9166 LEB AQUA CNTR 0.2400 4H EXT 0.0700 Total 14.3394	CODE 00919 Value \$212,734 LINN CNTY 4.2936 ESD LBL 0.3049 LBCC 0.6728 LEBANON SD 6.8415 LEB AQUA CNTR 0.2400 4H EXT 0.0700 Total 12.4228	CODE 00924 Value \$15,000 LINN CNTY 4.1011 ESD LBL 0.2598 LBCC 0.5951 LEBANON SD 5.8262 LEBANON CTY 5.7015 LEB AQUA CNTR 0.2045 4H EXT 0.0598 LEBANON UR 2.1380 Total 18.8860	CODE 00931 Value \$14,797,090 LINN CNTY 4.1011 ESD LBL 0.2598 LBCC 0.5951 LEBANON SD 5.8262 LEBANON CTY 5.7015 LEB AQUA CNTR 0.2045 4H EXT 0.0598 LEBANON UR 2.4772 Total 21.3416
CODE 00835 Value \$6,827,716 LINN CNTY 4.2936 ESD LBL 0.3049 LBCC 0.6728 ALBANY SD 6.8968 CORVLS RFD 2.1140 4H EXT 0.0700 Total 14.3521	CODE 00902 Value \$601,738,213 LINN CNTY 4.2936 ESD LBL 0.3049 LBCC 0.6728 LEBANON SD 6.8415 LEBANON RFD 2.4556 LEB AQUA CNTR 0.2400 4H EXT 0.0700 Total 14.8784	CODE 00909 Value \$838,327 LINN CNTY 4.2936 ESD LBL 0.3049 LBCC 0.6728 LEBANON SD 6.8415 LEB AQUA CNTR 0.2400 4H EXT 0.0700 Total 12.4228	Tax rates are shown in dollars per thousand of taxable value. Rates are before Measure 5 compression.		
CODE 00836 Value \$295,100 LINN CNTY 4.2936 ESD LBL 0.3049 LBCC 0.6728 ALBANY SD 6.8968 4H EXT 0.0700 Total 12.2381					CODE 00932 Value \$5,079,208 LINN CNTY 4.2936 ESD LBL 0.3049 LBCC 0.6728 LEBANON SD 6.8415 BRNSVL RFD 2.2261 LEB AQUA CNTR 0.2400 4H EXT 0.0700 Total 14.6489

LINN COUNTY TAX SUMMARY

2018-2019

CODE 00933 Value \$33,437,201 LINN CNTY 4.2936 ESD LBL 0.3049 LBCC 0.6728 LEBANON SD 6.8415 LEBANON RFD 2.4556 LEB AQUA CNTR 0.2400 4H EXT 0.0700 Total 14.8784	CODE 00940 Value \$117,184,699 LINN CNTY 4.2936 ESD LBL 0.3049 LBCC 0.6728 LEBANON SD 6.8415 LEBANON RFD 2.4556 LEB AQUA CNTR 0.2400 4H EXT 0.0700 Total 14.8784	CODE 00946 Value \$27,664,991 LINN CNTY 4.2936 ESD LBL 0.3049 LBCC 0.6728 LEBANON SD 6.8415 LEBANON RFD 2.4556 LEB AQUA CNTR 0.2400 4H EXT 0.0700 Total 14.8784	CODE 00951 Value \$13,480 LINN CNTY 4.2936 ESD LBL 0.3049 LBCC 0.6728 LEBANON SD 6.8415 LEBANON RFD 2.4556 N LEB WTR 0.1420 LEB AQUA CNTR 0.2400 4H EXT 0.0700 Total 15.0204	CODE 00956 Value \$5,000 LINN CNTY 4.1011 ESD LBL 0.2598 LBCC 0.5951 LEBANON SD 5.8262 LEBANON CTY 5.7015 LEB AQUA CNTR 0.2045 4H EXT 0.0598 LEBANON UR 2.1380 Total 18.8860	CODE 00965 Value \$3,937,994 LINN CNTY 4.2936 ESD LBL 0.3049 LBCC 0.6728 LEBANON SD 6.8415 ALBANY RFD 2.1500 LEB AQUA CNTR 0.2400 4H EXT 0.0700 Total 14.5728	
CODE 00934 Value \$6,917,669 LINN CNTY 4.2936 ESD LBL 0.3049 LBCC 0.6728 LEBANON SD 6.8415 LEBANON RFD 2.4556 LEB AQUA CNTR 0.2400 4H EXT 0.0700 Total 14.8784	CODE 00941 Value \$4,721,125 LINN CNTY 4.2936 ESD LBL 0.3049 LBCC 0.6728 LEBANON SD 6.8415 LEBANON RFD 2.4556 N LEB WTR 0.1420 LEB AQUA CNTR 0.2400 4H EXT 0.0700 Total 15.0204	CODE 00947 Value \$157,221,161 LINN CNTY 4.1011 ESD LBL 0.2598 LBCC 0.5951 LEBANON SD 5.8262 LEBANON CTY 5.7015 LEBANON RFD 2.1164 LEB AQUA CNTR 0.2045 4H EXT 0.0598 LEBANON UR 2.4772 Total 21.3416	CODE 00952 Value \$380,360 LINN CNTY 4.1011 ESD LBL 0.2598 LBCC 0.5951 LEBANON SD 5.8262 LEBANON CTY 5.7015 LEBANON RFD 2.1164 N LEB WTR 0.1420 LEB AQUA CNTR 0.2045 4H EXT 0.0598 LEBANON UR 2.4772 Total 21.4836	CODE 00957 WATERLOO Value \$11,702,650 LINN CNTY 4.2936 ESD LBL 0.3049 LBCC 0.6728 LEBANON SD 6.8415 WTRLOO CTY 0.0000 LEBANON RFD 2.4556 LEB AQUA CNTR 0.2400 4H EXT 0.0700 Total 14.8784	CODE 00966 Value \$873,991 LINN CNTY 4.2936 ESD LBL 0.3049 LBCC 0.6728 LEBANON SD 6.8415 TANGENT RFD 2.5739 LEB AQUA CNTR 0.2400 4H EXT 0.0700 Total 14.9967	
CODE 00935 Value \$285,357 LINN CNTY 4.2936 ESD LBL 0.3049 LBCC 0.6728 LEBANON SD 6.8415 LEBANON RFD 2.4556 N LEB WTR 0.1420 LEB AQUA CNTR 0.2400 4H EXT 0.0700 Total 15.0204	CODE 00942 Value \$7,760,733 LINN CNTY 4.2936 ESD LBL 0.3049 LBCC 0.6728 LEBANON SD 6.8415 LEBANON RFD 2.4556 LEB AQUA CNTR 0.2400 4H EXT 0.0700 Total 12.4228	CODE 00948 Value \$54,982,743 LINN CNTY 4.2936 ESD LBL 0.3049 LBCC 0.6728 LEBANON SD 6.8415 LEBANON RFD 2.4556 N LEB WTR 0.1420 LEB AQUA CNTR 0.2400 4H EXT 0.0700 Total 15.0204	CODE 00953 Value \$1,089,330 LINN CNTY 4.1837 ESD LBL 0.2786 LBCC 0.6295 LEBANON SD 6.2508 LEBANON RFD 2.2605 LEB AQUA CNTR 0.2193 4H EXT 0.0640 LEBANON UR 0.9920 Total 14.8784	CODE 00960 Value \$390,854 LINN CNTY 4.2936 ESD LBL 0.3049 LBCC 0.6728 LEBANON SD 6.8415 LEB AQUA CNTR 0.2400 4H EXT 0.0700 Total 12.4228	CODE 00967 Value \$598,265 LINN CNTY 4.2936 ESD LBL 0.3049 LBCC 0.6728 LEBANON SD 6.8415 TANGENT RFD 2.5739 LEB AQUA CNTR 0.2400 4H EXT 0.0700 Total 14.9967	
CODE 00936 Value \$410,370 LINN CNTY 4.2936 ESD LBL 0.3049 LBCC 0.6728 LEBANON SD 6.8415 LEBANON RFD 2.4556 LEB AQUA CNTR 0.2400 4H EXT 0.0700 Total 12.4228	CODE 00943 Value \$36,240 LINN CNTY 4.1011 ESD LBL 0.2598 LBCC 0.5951 LEBANON SD 5.8262 LEBANON CTY 5.7015 LEBANON RFD 2.1164 N LEB WTR 0.1420 LEB AQUA CNTR 0.2045 4H EXT 0.0598 LEBANON UR 2.4772 Total 21.4836	CODE 00949 Value \$408,460 LINN CNTY 4.1011 ESD LBL 0.2598 LBCC 0.5951 LEBANON SD 5.8262 LEBANON CTY 5.7015 LEBANON RFD 2.1164 N LEB WTR 0.1420 LEB AQUA CNTR 0.2045 4H EXT 0.0598 LEBANON UR 2.4772 Total 21.4836	CODE 00954 Value \$77,574,995 LINN CNTY 4.1011 ESD LBL 0.2598 LBCC 0.5951 LEBANON SD 5.8262 LEBANON CTY 5.7015 LEBANON RFD 2.1164 LEBANON RFD 2.1164 LEB AQUA CNTR 0.2045 LEB AQUA CNTR 0.2045 4H EXT 0.0598 LEBANON UR 2.4772 Total 21.3416	CODE 00962 Value \$3,125,256 LINN CNTY 4.2936 ESD LBL 0.3049 LBCC 0.6728 LEBANON SD 6.8415 TANGENT RFD 2.5739 LEB AQUA CNTR 0.2400 4H EXT 0.0700 Total 14.9967	CODE 00968 Value \$12,747,268 LINN CNTY 4.2650 ESD LBL 0.2990 LBCC 0.6597 LEBANON SD 6.7074 LEBANON RFD 2.4075 LEB AQUA CNTR 0.2353 4H EXT 0.0687 LEBANON UR 0.2358 Total 14.8784	
CODE 00938 Value \$16,278,210 LINN CNTY 4.2936 ESD LBL 0.3049 LBCC 0.6728 LEBANON SD 6.8415 SCIO RFD 1.9166 LEB AQUA CNTR 0.2400 4H EXT 0.0700 Total 14.3394	CODE 00944 Value \$18,943,896 LINN CNTY 4.2936 ESD LBL 0.3049 LBCC 0.6728 LEBANON SD 6.8415 SCIO RFD 1.9166 LEB AQUA CNTR 0.2400 4H EXT 0.0700 Total 14.3394	CODE 00950 Value \$6,732,464 LINN CNTY 4.2936 ESD LBL 0.3049 LBCC 0.6728 LEBANON SD 6.8415 LEB AQUA CNTR 0.2400 4H EXT 0.0700 Total 12.4228	CODE 00955 Value \$35,000 LINN CNTY 4.1837 ESD LBL 0.2786 LBCC 0.6295 LEBANON SD 6.2508 LEBANON RFD 0.2193 LEB AQUA CNTR 0.0640 LEBANON UR 0.7969 Total 12.4228	CODE 00963 Value \$4,206 LINN CNTY 4.2936 ESD LBL 0.3049 LBCC 0.6728 LEBANON SD 6.8415 N LEB WTR 0.1420 LEB AQUA CNTR 0.2400 4H EXT 0.0700 Total 12.5648	CODE 00969 Value \$13,592,200 LINN CNTY 4.1011 ESD LBL 0.2598 LBCC 0.5951 LEBANON SD 5.8262 LEBANON CTY 5.7015 LEBANON RFD 2.1164 LEB AQUA CNTR 0.2045 4H EXT 0.0598 LEBANON UR 2.4772 Total 21.3416	
CODE 00939 Value \$3,528,615 LINN CNTY 4.2936 ESD LBL 0.3049 LBCC 0.6728 LEBANON SD 6.8415 SCIO RFD 1.9166 N LEB WTR 0.1420 LEB AQUA CNTR 0.2400 4H EXT 0.0700 Total 14.4814	CODE 00945 Value \$5,150,112 LINN CNTY 4.2936 ESD LBL 0.3049 LBCC 0.6728 LEBANON SD 6.8415 LEB AQUA CNTR 0.2400 4H EXT 0.0700 Total 12.4228	Tax rates are shown in dollars per thousand of taxable value. Rates are before Measure 5 compression.				CODE 00970 Value \$642,910 LINN CNTY 4.2650 ESD LBL 0.2990 LBCC 0.6597 LEBANON SD 6.7074 LEBANON RFD 2.4075 LEB AQUA CNTR 0.2353 4H EXT 0.0687 LEBANON UR 0.2358 Total 14.8784

LINN COUNTY TAX SUMMARY

2018-2019

CODE 00972 Value \$2,003,770 LINN CNTY 4.1011 ESD LBL 0.2598 LBCC 0.5951 LEBANON SD 5.8262 LEBANON CTY 5.7015 LEBANON RFD 2.1164 LEB AQUA CNTR 0.2045 4H EXT 0.0598 LEBANON UR 2.4772 Total 21.3416	CODE 00978 Value \$5,578,700 LINN CNTY 4.1011 ESD LBL 0.2598 LBCC 0.5951 LEBANON SD 5.8262 LEBANON CTY 5.7015 LEBANON RFD 2.1164 LEB AQUA CNTR 0.2045 4H EXT 0.0598 LEBANON UR 2.4772 Total 21.3416	CODE 02704 Value \$477,661 LINN CNTY 4.2936 ESD WILL 0.2967 CHEM CC 0.8966 CHEM LIB 0.0818 N SANT SD 5.5447 STAYTON RFD 1.5483 4H EXT 0.0700 Total 12.7317	CODE 02711 Value \$4,940,593 LINN CNTY 4.2936 ESD WILL 0.2967 LBCC 0.6728 N SANT SD 5.5447 SCIO RFD 1.9166 4H EXT 0.0700 Total 12.7944	CODE 05502 Value \$154,328,097 LINN CNTY 4.2936 ESD LBL 0.3049 LBCC 0.6728 SW HM SD 6.9148 SW HM FIRE/AM 1.7952 SW HM CEM 0.2166 4H EXT 0.0700 Total 14.2679	CODE 05515 Value \$22,919,185 LINN CNTY 4.2936 ESD LBL 0.3049 LBCC 0.6728 SW HM SD 6.9148 SW HM FIRE/AM 1.7952 4H EXT 0.0700 Total 14.0513
CODE 00973 Value \$18,529,391 LINN CNTY 4.1011 ESD LBL 0.2598 LBCC 0.5951 LEBANON SD 5.8262 LEBANON CTY 5.7015 LEBANON RFD 2.1164 LEB AQUA CNTR 0.2045 4H EXT 0.0598 LEBANON UR 2.4772 Total 21.3416	CODE 00979 Value \$43,898,241 LINN CNTY 4.1011 ESD LBL 0.2598 LBCC 0.5951 LEBANON SD 5.8262 LEBANON CTY 5.7015 LEBANON RFD 2.1164 LEB AQUA CNTR 0.2045 4H EXT 0.0598 LEBANON UR 2.4772 Total 21.3416	CODE 02705 Value \$43,426,986 LINN CNTY 4.2936 ESD WILL 0.2967 CHEM CC 0.8966 CHEM LIB 0.0818 N SANT SD 5.5447 LYONS RFD 1.7993 4H EXT 0.0700 Total 12.9827	CODE 02712 Value \$127,000 LINN CNTY 4.2936 ESD WILL 0.2967 LBCC 0.6728 N SANT SD 5.5447 4H EXT 0.0700 Total 10.8778	CODE 05503 Value \$6,765,876 LINN CNTY 4.2936 ESD LBL 0.3049 LBCC 0.6728 SW HM SD 6.9148 SW HM CEM 0.2166 4H EXT 0.0700 Total 12.4727	CODE 05517 Value \$169,510 LINN CNTY 4.2936 ESD LBL 0.3049 LBCC 0.6728 SW HM SD 6.9148 LEBANON RFD 2.4556 4H EXT 0.0700 Total 14.7117
CODE 00974 Value \$1,598,868 LINN CNTY 4.2936 ESD LBL 0.3049 LBCC 0.6728 LEBANON SD 6.8415 SW HM FIRE/AM 1.7952 LEB AQUA CNTR 0.2400 4H EXT 0.0700 Total 14.2180	CODE 02701 LYONS Value \$88,041,861 LINN CNTY 4.2936 ESD WILL 0.2967 CHEM CC 0.8966 CHEM LIB 0.0818 N SANT SD 5.5447 4H EXT 0.0700 Total 14.8753	CODE 02706 Value \$6,085 LINN CNTY 4.2936 ESD WILL 0.2967 CHEM CC 0.8966 CHEM LIB 0.0818 N SANT SD 5.5447 4H EXT 0.0700 Total 11.1834	CODE 02713 Value \$947,685 LINN CNTY 4.2936 ESD WILL 0.2967 LBCC 0.6728 N SANT SD 5.5447 LYONS RFD 1.7993 4H EXT 0.0700 Total 12.6771	CODE 05504 Value \$12,289,086 LINN CNTY 4.2936 ESD LBL 0.3049 LBCC 0.6728 SW HM SD 6.9148 SW HM CEM 0.2166 4H EXT 0.0700 Total 12.2561	CODE 05518 Value \$310,800 LINN CNTY 4.2936 ESD LBL 0.3049 LBCC 0.6728 SW HM SD 6.9148 LEBANON RFD 2.4556 4H EXT 0.0700 Total 14.7117
CODE 00975 Value \$1,512,546 LINN CNTY 4.2936 ESD LBL 0.3049 LBCC 0.6728 LEBANON SD 6.8415 SW HM FIRE/AM 1.7952 LEB AQUA CNTR 0.2400 4H EXT 0.0700 Total 14.2180	CODE 02702 Value \$4,710,710 LINN CNTY 4.2936 ESD WILL 0.2967 CHEM CC 0.8966 CHEM LIB 0.0818 N SANT SD 5.5447 4H EXT 0.0700 Total 11.1834	CODE 02707 Value \$182,880 LINN CNTY 4.2936 ESD WILL 0.2967 CHEM CC 0.8966 CHEM LIB 0.0818 N SANT SD 5.5447 LYONS CTY 1.8926 LYONS RFD 1.7993 4H EXT 0.0700 Total 14.8753	CODE 02714 Value \$1,505,011 LINN CNTY 4.2936 ESD WILL 0.2967 LBCC 0.6728 N SANT SD 5.5447 STAYTON RFD 1.5483 SANT WTR 0.0000 4H EXT 0.0700 Total 12.4261	CODE 05506 Value \$133,496,837 LINN CNTY 4.2936 ESD LBL 0.3049 LBCC 0.6728 SW HM SD 6.9148 SW HM FIRE/AM 1.7952 4H EXT 0.0700 Total 14.0513	CODE 05521 Value \$238,000 LINN CNTY 4.2936 ESD LBL 0.3049 LBCC 0.6728 SW HM SD 6.9148 SW HM CTY 10.4357 SW HM CEM 0.2166 4H EXT 0.0700 Total 22.9084
CODE 00977 Value \$10,440,023 LINN CNTY 4.1011 ESD LBL 0.2598 LBCC 0.5951 LEBANON SD 5.8262 LEBANON CTY 5.7015 LEBANON RFD 2.1164 LEB AQUA CNTR 0.2045 4H EXT 0.0598 LEBANON UR 2.4772 Total 21.3416	CODE 02703 Value \$53,372,497 LINN CNTY 4.2936 ESD WILL 0.2967 CHEM CC 0.8966 CHEM LIB 0.0818 N SANT SD 5.5447 LYONS RFD 1.7993 4H EXT 0.0700 Total 12.9827	CODE 02709 Value \$210,400 LINN CNTY 4.2936 ESD WILL 0.2967 CHEM CC 0.8966 CHEM LIB 0.0818 N SANT SD 5.5447 LYONS CTY 1.8926 LYONS RFD 1.7993 4H EXT 0.0700 Total 13.0760	CODE 04001 Value \$12,678,271 LINN CNTY 4.2936 ESD LANE 0.2232 LANE CC 0.8449 EUGENE SD 7.8266 HARSBG RFD 1.9591 4H EXT 0.0700 Total 15.2174	CODE 05511 Value \$4,584,796 LINN CNTY 4.2936 ESD LBL 0.3049 LBCC 0.6728 SW HM SD 6.9148 4H EXT 0.0700 Total 12.2561	CODE 05522 Value \$5,000 LINN CNTY 4.2936 ESD LBL 0.3049 LBCC 0.6728 SW HM SD 6.9148 SW HM CTY 10.4357 SW HM FIRE/AM 1.7952 SW HM CEM 0.2166 4H EXT 0.0700 Total 24.7036
CODE 00978 Value \$5,578,700 LINN CNTY 4.1011 ESD LBL 0.2598 LBCC 0.5951 LEBANON SD 5.8262 LEBANON CTY 5.7015 LEBANON RFD 2.1164 LEB AQUA CNTR 0.2045 4H EXT 0.0598 LEBANON UR 2.4772 Total 21.3416	CODE 02704 Value \$477,661 LINN CNTY 4.2936 ESD WILL 0.2967 CHEM CC 0.8966 CHEM LIB 0.0818 N SANT SD 5.5447 LYONS CTY 1.8926 LYONS RFD 1.7993 4H EXT 0.0700 Total 12.4261	CODE 02710 Value \$105,534,238 LINN CNTY 4.2936 ESD WILL 0.2967 LBCC 0.6728 N SANT SD 5.5447 STAYTON RFD 1.5483 4H EXT 0.0700 Total 12.4261	CODE 05501 SWEET HOME Value \$473,587,554 LINN CNTY 4.2936 ESD LBL 0.3049 LBCC 0.6728 SW HM SD 6.9148 SW HM CTY 10.4357 SW HM FIRE/AM 1.7952 SW HM CEM 0.2166 4H EXT 0.0700 Total 24.7036	CODE 05512 Value \$4,198,478 LINN CNTY 4.2936 ESD LBL 0.3049 LBCC 0.6728 SW HM SD 6.9148 SW HM CEM 0.2166 4H EXT 0.0700 Total 12.4727	CODE 05523 Value \$657,632 LINN CNTY 4.2936 ESD LBL 0.3049 LBCC 0.6728 SW HM SD 6.9148 SW HM AM 0.3500 SW HM CEM 0.2166 4H EXT 0.0700 Total 12.8227
				CODE 05513 Value \$88,178,055 LINN CNTY 4.2936 ESD LBL 0.3049 LBCC 0.6728 SW HM SD 6.9148 SW HM FIRE/AM 1.7952 SW HM CEM 0.2166 4H EXT 0.0700 Total 14.2679	

Tax rates are shown in dollars per thousand of taxable value. Rates are before Measure 5 compression.

LINN COUNTY TAX SUMMARY

2018-2019

CODE 05524 Value \$80,809,912 LINN CNTY 4.2936 ESD LBL 0.3049 LBCC 0.6728 SW HM SD 6.9148 SW HM AM 0.3500 4H EXT 0.0700 Total 12.6061	CODE 09503 Value \$6,494,044 LINN CNTY 4.2936 ESD LBL 0.3049 LBCC 0.6728 SCIO SD 4.5080 4H EXT 0.0700 Total 9.8493	CODE 09512 Value \$700,255 LINN CNTY 4.2936 ESD LBL 0.3049 LBCC 0.6728 SCIO SD 4.5080 4H EXT 0.0700 Total 9.8493	CODE 12703 Value \$32,217,504 LINN CNTY 4.2936 ESD LBL 0.3049 CHEM CC 0.8966 CHEM LIB 0.0818 SANT CAN SD 4.8880 4H EXT 0.0700 Total 10.5349	CODE 14012 Value \$424,464 LINN CNTY 4.2936 ESD WILL 0.2967 LBCC 0.6728 JEFFRSN SD 6.3392 SCIO RFD 1.9166 JEFFRSN PARK 0.2914 4H EXT 0.0700 Total 13.8803	CODE 14018 Value \$3,466,750 LINN CNTY 4.2936 ESD WILL 0.2967 LBCC 0.6728 JEFFRSN SD 6.3392 JEFFRSN RFD 1.2855 JEFFRSN PARK 0.2914 S SANT WTR 1.0044 4H EXT 0.0700 Total 14.2536
CODE 05525 Value \$4,636,645 LINN CNTY 4.2936 ESD LBL 0.3049 LBCC 0.6728 SW HM SD 6.9148 BRNSVL RFD 2.2261 SW HM AM 0.3500 4H EXT 0.0700 Total 14.8322	CODE 09504 Value \$1,616,690 LINN CNTY 4.2936 ESD LBL 0.3049 LBCC 0.6728 SCIO SD 4.5080 SCIO RFD 1.9166 S SANT WTR 1.0044 4H EXT 0.0700 Total 12.7703	CODE 09513 Value \$5,877,642 LINN CNTY 4.2936 ESD LBL 0.3049 LBCC 0.6728 SCIO SD 4.5080 SCIO RFD 1.9166 4H EXT 0.0700 Total 11.7659	CODE 12704 Value \$24,167,368 LINN CNTY 4.2936 ESD LBL 0.3049 CHEM CC 0.8966 CHEM LIB 0.0818 SANT CAN SD 4.8880 LYONS RFD 1.7993 4H EXT 0.0700 Total 12.3342	CODE 14013 Value \$37,373 LINN CNTY 4.2936 ESD WILL 0.2967 LBCC 0.6728 JEFFRSN SD 6.3392 SCIO RFD 1.9166 JEFFRSN PARK 0.2914 S SANT WTR 1.0044 4H EXT 0.0700 Total 14.8847	CODE 14019 Value \$11,902,896 LINN CNTY 4.2936 ESD WILL 0.2967 LBCC 0.6728 JEFFRSN SD 6.3392 JEFFRSN RFD 1.2855 JEFFRSN PARK 0.2914 DEV/CON WTR 0.1614 4H EXT 0.0700 Total 13.4106
CODE 05526 Value \$5,025,530 LINN CNTY 4.2936 ESD LBL 0.3049 LBCC 0.6728 SW HM SD 6.9148 SW HM AM 0.3500 4H EXT 0.0700 Total 12.6061	CODE 09507 Value \$1,171,503 LINN CNTY 4.2936 ESD LBL 0.3049 LBCC 0.6728 SCIO SD 4.5080 STAYTON RFD 1.5483 4H EXT 0.0700 Total 11.3976	CODE 09514 Value \$10,952,877 LINN CNTY 4.2936 ESD LBL 0.3049 LBCC 0.6728 SCIO SD 4.5080 LYONS RFD 1.7993 4H EXT 0.0700 Total 11.6486	CODE 12705 Value \$24,759,964 LINN CNTY 4.2936 ESD LBL 0.3049 CHEM CC 0.8966 CHEM LIB 0.0818 SANT CAN SD 4.8880 GATES RFD 2.3000 4H EXT 0.0700 Total 12.8349	CODE 14014 Value \$201,700 LINN CNTY 4.2936 ESD WILL 0.2967 LBCC 0.6728 JEFFRSN SD 6.3392 JEFFRSN PARK 0.2914 4H EXT 0.0700 Total 11.9637	CODE 14020 Value \$366,368 LINN CNTY 4.2936 ESD WILL 0.2967 LBCC 0.6728 JEFFRSN SD 6.3392 JEFFRSN RFD 1.2855 JEFFRSN PARK 0.2914 MILRSBG CTY 3.5000 JEFFRSN PARK 0.2914 4H EXT 0.0700 Total 15.4637
CODE 05527 Value \$713,547 LINN CNTY 4.2936 ESD LBL 0.3049 LBCC 0.6728 SW HM SD 6.9148 SW HM AM 0.3500 SW HM CEM 0.2166 4H EXT 0.0700 Total 12.8227	CODE 09508 Value \$36,076,785 LINN CNTY 4.2936 ESD LBL 0.3049 LBCC 0.6728 SCIO SD 4.5080 SCIO RFD 1.9166 SANT WTR 0.0000 4H EXT 0.0700 Total 11.7659	CODE 09515 Value \$439,161 LINN CNTY 4.2936 ESD LBL 0.3049 LBCC 0.6728 SCIO SD 4.5080 LYONS RFD 1.7993 4H EXT 0.0700 Total 11.6486	CODE 12707 GATES Value \$4,008,914 LINN CNTY 4.2936 ESD LBL 0.3049 CHEM CC 0.8966 CHEM LIB 0.0818 SANT CAN SD 4.8880 GATES CTY 0.2824 GATES RFD 2.3000 4H EXT 0.0700 Total 13.1173	CODE 14015 Value \$4,499,344 LINN CNTY 4.2936 ESD WILL 0.2967 LBCC 0.6728 JEFFRSN SD 6.3392 SCIO RFD 1.9166 JEFFRSN PARK 0.2914 SANT WTR 0.0000 4H EXT 0.0700 Total 13.8803	CODE 50901 Value \$133,789,906 LINN CNTY 4.2936 ESD LBL 0.3049 LBCC 0.6728 CORVLS SD 6.8753 CORVLS SD BNDS 1.0379 CORVLS RFD 2.1140 4H EXT 0.0700 Total 15.3685
CODE 05528 Value \$95,290 LINN CNTY 4.2936 ESD LBL 0.3049 LBCC 0.6728 SW HM SD 6.9148 SW HM AM 0.3500 MOHAWK RFD 2.3205 4H EXT 0.0700 Total 14.9266	CODE 09509 Value \$1,163,521 LINN CNTY 4.2936 ESD LBL 0.3049 LBCC 0.6728 SCIO SD 4.5080 STAYTON RFD 1.5483 SANT WTR 0.0000 4H EXT 0.0700 Total 11.3976	CODE 12701 MILL CITY Value \$76,140,762 LINN CNTY 4.2936 ESD LBL 0.3049 CHEM CC 0.8966 CHEM LIB 0.0818 SANT CAN SD 4.8880 MILL CTY 4.1578 MILL CTY RFD 1.6048 4H EXT 0.0700 Total 16.2975	CODE 12708 Value \$2,052,825 LINN CNTY 4.2936 ESD LBL 0.3049 CHEM CC 0.8966 CHEM LIB 0.0818 SANT CAN SD 4.8880 IDANHA RFD 2.3392 4H EXT 0.0700 Total 12.8741	CODE 14016 Value \$8,882,895 LINN CNTY 4.2936 ESD WILL 0.2967 LBCC 0.6728 JEFFRSN SD 6.3392 JEFFRSN RFD 1.2855 JEFFRSN PARK 0.2914 4H EXT 0.0700 Total 13.2492	CODE 50902 Value \$327,309 LINN CNTY 4.2936 ESD LBL 0.3049 LBCC 0.6728 CORVLS SD 6.8753 CORVLS SD BNDS 1.0379 4H EXT 0.0700 Total 13.2545
CODE 07901 Value \$84,115 LINN CNTY 4.2936 ESD LANE 0.2232 LANE CC 0.8449 MARCOLA SD 6.7561 4H EXT 0.0700 Total 12.1878	CODE 09510 SCIO Value \$53,745,052 LINN CNTY 4.2936 ESD LBL 0.3049 LBCC 0.6728 SCIO SD 4.5080 SCIO CTY 4.9057 SCIO RFD 1.9166 4H EXT 0.0700 Total 16.6716	CODE 12702 Value \$37,786,757 LINN CNTY 4.2936 ESD LBL 0.3049 CHEM CC 0.8966 CHEM LIB 0.0818 SANT CAN SD 4.8880 MILL CTY RFD 1.6048 4H EXT 0.0700 Total 12.1397	CODE 12709 Value \$4,114,151 LINN CNTY 4.2936 ESD LBL 0.3049 CHEM CC 0.8966 CHEM LIB 0.0818 SANT CAN SD 4.8880 IDANHA CTY 2.5029 IDANHA RFD 2.3392 4H EXT 0.0700 Total 15.3770	CODE 14017 Value \$5,967,458 LINN CNTY 4.2936 ESD WILL 0.2967 LBCC 0.6728 JEFFRSN SD 6.3392 JEFFRSN RFD 1.2855 JEFFRSN PARK 0.2914 SANT WTR 0.0000 4H EXT 0.0700 Total 13.2492	CODE 50903 Value \$10,180,616 LINN CNTY 4.2936 ESD LBL 0.3049 LBCC 0.6728 CORVLS SD 6.8753 CORVLS SD BNDS 1.0379 ALBANY RFD 2.1500 4H EXT 0.0700 Total 15.4045
CODE 09502 Value \$200,784,030 LINN CNTY 4.2936 ESD LBL 0.3049 LBCC 0.6728 SCIO SD 4.5080 SCIO RFD 1.9166 4H EXT 0.0700 Total 11.7659	<div style="border: 1px solid black; padding: 5px; width: fit-content; margin: 0 auto;"> Tax rates are shown in dollars per thousand of taxable value. Rates are before Measure 5 compression. </div>				

LINN COUNTY TAX SUMMARY

2018-2019

CODE 50904	CODE 55205	CODE 55211
Value \$772,084	Value \$8,911,202	Value \$3,961,792
LINN CNTY 4.2936	LINN CNTY 4.2936	LINN CNTY 4.2936
ESD LBL 0.3049	ESD LBL 0.3049	ESD LBL 0.3049
LBCC 0.6728	LBCC 0.6728	LBCC 0.6728
CORVLS SD 6.8753	C LINN SD 4.6179	C LINN SD 4.6179
CORVLS SD BNDS 1.0379	TANGENT RFD 2.5739	HARSBG RFD 1.9591
TANGENT RFD 2.5739	4H EXT 0.0700	4H EXT 0.0700
4H EXT 0.0700	Total 12.5331	Total 11.9183
Total 15.8284	CODE 55206	CODE 55212
CODE 50905	Value \$3,412,671	HALSEY
Value \$390,530	LINN CNTY 4.2936	Value \$55,831,957
LINN CNTY 4.2936	ESD LBL 0.3049	LINN CNTY 4.2936
ESD LBL 0.3049	LBCC 0.6728	ESD LBL 0.3049
LBCC 0.6728	C LINN SD 4.6179	LBCC 0.6728
LANE CC 0.2258	HARSBG RFD 1.9591	C LINN SD 4.6179
CORVLS SD 6.8753	4H EXT 0.0700	HALSEY CTY 6.5057
CORVLS SD BNDS 1.0379	Total 11.9183	HLY/SHD RFD 0.9894
HLY/SHD RFD 0.9894	CODE 55207	4H EXT 0.0700
4H EXT 0.0700	Value \$14,732,342	Total 17.4543
Total 14.4697	LINN CNTY 4.2936	CODE 55214
CODE 50906	ESD LBL 0.3049	Value \$5,171,476
Value \$14,330,398	LBCC 0.6728	LINN CNTY 4.2936
LINN CNTY 4.2936	C LINN SD 4.6179	ESD LBL 0.3049
ESD LBL 0.3049	4H EXT 0.0700	LBCC 0.6728
LBCC 0.6728	Total 9.9592	C LINN SD 4.6179
BENTON LIB 0.3947	CODE 55208	HLY/SHD RFD 0.9894
CORVLS SD 6.8753	Value \$665,951	4H EXT 0.0700
CORVLS SD BNDS 1.0379	LINN CNTY 4.2936	Total 10.9486
4H EXT 0.0700	ESD LBL 0.3049	CODE 55215
Total 13.6492	LBCC 0.6728	Value \$534,600
CODE 55202	C LINN SD 4.6179	LINN CNTY 4.2936
Value \$2,588,680	SW HM FIRE/AM 1.7952	ESD LBL 0.3049
LINN CNTY 4.2936	4H EXT 0.0700	LBCC 0.6728
ESD LBL 0.3049	Total 11.7544	C LINN SD 4.6179
LBCC 0.6728	CODE 55209	4H EXT 0.0700
C LINN SD 4.6179	Value \$93,910	Total 9.9592
HALSEY CTY 6.5057	LINN CNTY 4.2936	CODE 55219
4H EXT 0.0700	ESD LBL 0.3049	BROWNSVILLE
Total 16.4649	LBCC 0.6728	Value \$109,143,309
CODE 55203	C LINN SD 4.6179	LINN CNTY 4.2936
Value \$152,572,023	4H EXT 0.0700	ESD LBL 0.3049
LINN CNTY 4.2936	Total 9.9592	LBCC 0.6728
ESD LBL 0.3049	CODE 55210	C LINN SD 4.6179
LBCC 0.6728	Value \$32,891,519	BRNSVL CTY 8.5809
C LINN SD 4.6179	LINN CNTY 4.2936	BRNSVL RFD 2.2261
BRNSVL RFD 2.2261	ESD LBL 0.3049	4H EXT 0.0700
4H EXT 0.0700	LBCC 0.6728	Total 20.7662
Total 12.1853	C LINN SD 4.6179	CODE 55220
CODE 55204	HLY/SHD RFD 0.9894	Value \$178,566,244
Value \$155,924,446	4H EXT 0.0700	LINN CNTY 4.2936
LINN CNTY 4.2936	Total 10.9486	ESD LBL 0.3049
ESD LBL 0.3049		LBCC 0.6728
LBCC 0.6728		C LINN SD 4.6179
C LINN SD 4.6179		HLY/SHD RFD 0.9894
HLY/SHD RFD 0.9894		4H EXT 0.0700
4H EXT 0.0700		Total 10.9486
Total 10.9486		

Tax rates are shown in dollars per thousand of taxable value. Rates are before Measure 5 compression.

~ District Abbreviations ~

4H EXT	4H Extension Dist	HARSBG SD	Harrisburg School	MOHAWK RFD	Mohawk Valley Rurl Fire
ALBANY CTY	Albany City	HARSBG UR	Harrisburg Redevelop	MONROE RFD	Monroe Rural Fire
ALBANY RFD	Albany Rural Fire	HLY/SHD RFD	Halsey/Shed Rural Fire	MONROE SD	Monroe School
ALBANY SD	Albany School	IDANHA CTY	Idanha City	N LEB WTR	North Lebanon Water
ALBANY UR	Central Albany Revit	IDANHA RFD	Idanha Rural Fire	N SANT SD	North Santiam School
BENTON LIB	Benton Co Library	JEFFRSN PARK	Jefferson Park Rec	S SANT WTR	South Santiam Water
BRNSVL CTY	Brownsville City	JEFFRSN RFD	Jefferson Rural Fire	SANT CAN SD	Santiam Canyon School
BRNSVL RFD	Brownsville Rural Fire	JEFFRSN SD	Jefferson School	SANT WTR	Santiam Water
C LINN SD	Central Linn School	LANE CC	Lane CC	SCIO CTY	Scio City
CHEM CC	Chemeketa CC	LBCC	Linn Benton CC	SCIO RFD	Scio Rural Fire
CHEM LIB	Chemeketa Library	LEB AQUA CNTR	Lebanon Aquatic Center	SCIO SD	Scio School
CORVLS RFD	Corvallis Rural Fire	LEBANON UR	Lebanon Urban Renewal	SODAVLE CTY	Sodaville City
CORVLS SD	Corvallis School	LEBANON CTY	Lebanon City	STAYTON RFD	Stayton Rural Fire
DEV/CON WTR	Dever Conner Water	LEBANON RFD	Lebanon Rural Fire	SW HM AM	Sweet Home Ambulance
ESD LANE	Lane ESD	LEBANON SD	Lebanon School	SW HM CEM	Sweet Home Cemetery
ESD LBL	LinnBtnLinc ESD	LINN CNTY	Linn County	SW HM CTY	Sweet Home City
ESD WILL	Willamette Regional ESD	LINN S/WTR	Linn Soil & Water Consvr	SW HM FIRE/AM	Sweet Home Fire & Ambul
EUGENE SD	Eugene School	LYONS CTY	Lyons City	SW HM SD	Sweet Home School
GATES CTY	Gates City	LYONS RFD	Lyons Rural Fire	TANGENT CTY	Tangent City
GATES RFD	Gates Rural Fire	MARCOLA SD	Marcola School	TANGENT RFD	Tangent Rural Fire Dist.
HALSEY CTY	Halsey City	MILL CTY	Mill City	WTRLOO CTY	Waterloo City
HARSBG CTY	Harrisburg City	MILL CTY RFD	Mill City Rural Fire		
HARSBG RFD	Harrisburg Rural Fire	MILRSBG CTY	Millersburg City		

This summary is designed to provide information about the current Assessment and Tax Roll. More detailed or specific information is available from our office, located in room 214 of the County Courthouse at 300 4th Ave SW in Albany.

If you have questions concerning property you own or more general questions about the property tax system, you are welcome to discuss your situation with a member of our staff. If you are eligible for a program to help reduce your property taxes, we will gladly help in any way we can.

Ad valorem taxes are based on the assessed value of your property as of January 1st. Those taxes provide funds for the operation of schools, cities, fire districts, and other miscellaneous taxing districts.

The Assessor does not tax, but values your property through methods prescribed by state law and regulation. The Assessor does not determine the amount of money your taxing district receives. To control spending, you should take an active interest in local budget meetings and elections. You are, in effect, purchasing services with your tax dollars.

Taxes are due and payable in three installments. The first third is due on November 15th, the second third on February 15th, and the final third on May 15th. A three percent discount will be allowed on taxes paid in full on or before November 15th. A two percent discount will be allowed if two-thirds of the total taxes are paid on or before November 15th. No discount will be allowed on taxes paid after November 15th. Interest at a rate of 1-1/3% per month or fraction of a month will be charged on any payment made after the installment due date.

By law this office must credit your property tax payments to the earliest year for which taxes are due on your property. In order to receive a discount on your current year's bill, all prior year's taxes, penalties and interest must first be fully paid.

I, Andy Stevens, Linn County Assessor/Tax Collector, State of Oregon, do hereby certify that the assessed valuations, tax levies and taxes set forth herein contained, are true and correct copies of the originals, as the same appears on file in my office and custody.

Andy Stevens

Linn County Assessor / Tax Collector

Location:
Linn County Courthouse, Room 214

Phone: (541) 967-3808

Web Site:
www.co.linn.or.us

Mailing Address:
Linn County Assessment and Taxation
PO Box 100
Albany OR 97321